

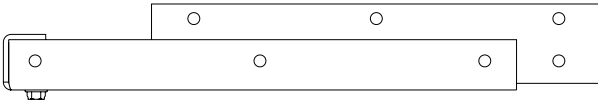
PART No. CWHD10

for more information visit


www.hammfg.com

Data subject to change without notice

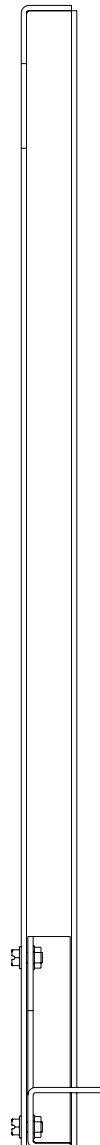
Isometric drawing Not to Scale




TOP VIEW



FRONT VIEW



SIDE VIEW



ISOMETRIC VIEW