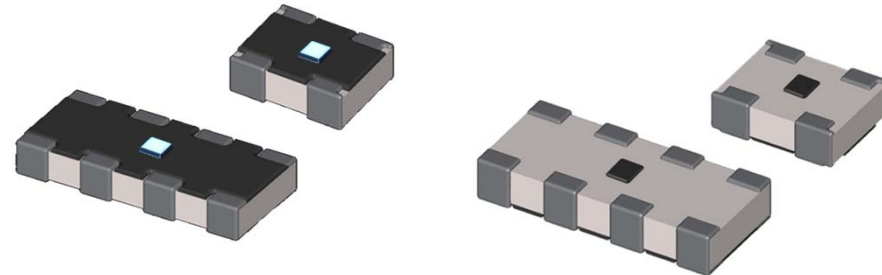


Anti-Sulfur Flat Array Resistors (RFS, RMS series)

■ Features

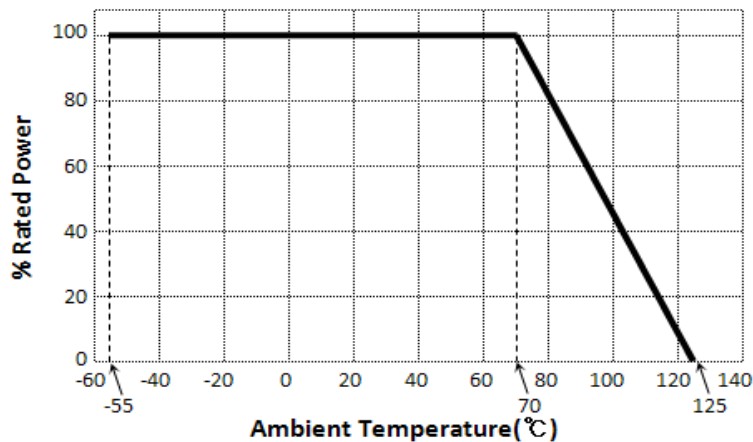
- Reducing SMD surface area (40% reduced)
- Reducing SMD cost (75% reduced)
- Stable resistance in the H₂S gas Atmosphere.
- RoHS Compliant.



■ Part Number System

RM		06		4P		J		150		CS	
Type		Size		# of Resistors		Tolerance		Resistance Value		Packing Type	
RFS	Flat Array	06	0603 (0201)	2P	2 pieces	F	±1%	3-digit coding (E-24 series)		CS	7" reel
RMS	Inverted Array			4P	4 pieces	J	±5%	* Jumper : '000'		ES	10" reel
								* Jumper : 'J'		AS	13" reel

■ Power Derating Curve



■ Jumper Ratings

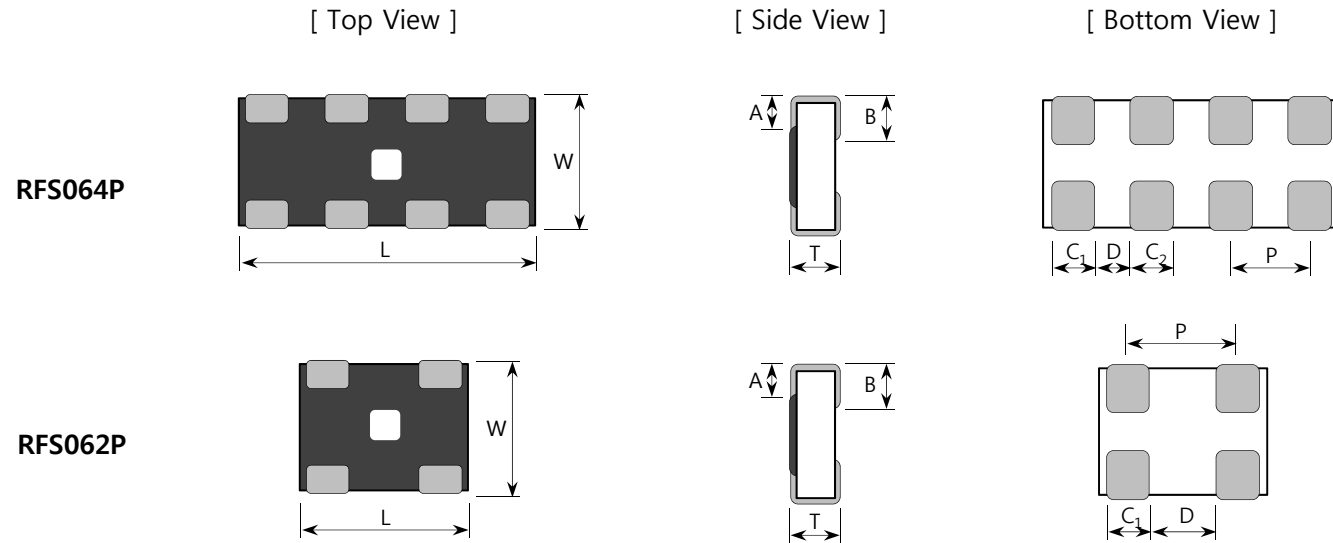
TYPE	Rated Current (A)	Max Overload Current (A)
062P, 064P	0.5	1

■ Rated Voltage

$$V = \sqrt{P \times R}$$

V : Rated Voltage (V)
 P : Rated Power (W)
 R : Resistance Value (Ω)

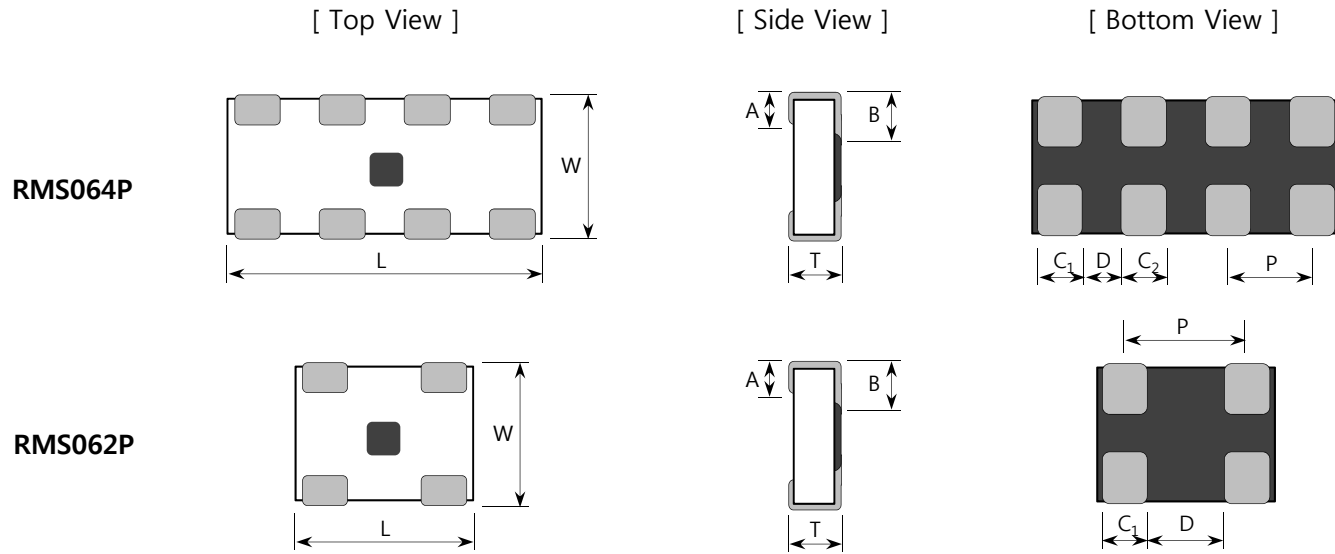
■ Structure and Dimensions



[Unit : mm]

Size(mil)	L	W	T	A	B	C ₁	C ₂	D	P	Unit Weight
RFS062P(0302)	0.80±0.05	0.60±0.05	0.23±0.10	0.15±0.10	0.20±0.10	0.25±0.10	-	min 0.1	0.50±0.05	0.3mg
RFS064P(0502)	1.40±0.05	0.60±0.05	0.23±0.10	0.15±0.10	0.20±0.10	0.25±0.10	0.25±0.10	min 0.1	0.40±0.05	0.5mg

■ Structure and Dimensions



[Unit : mm]

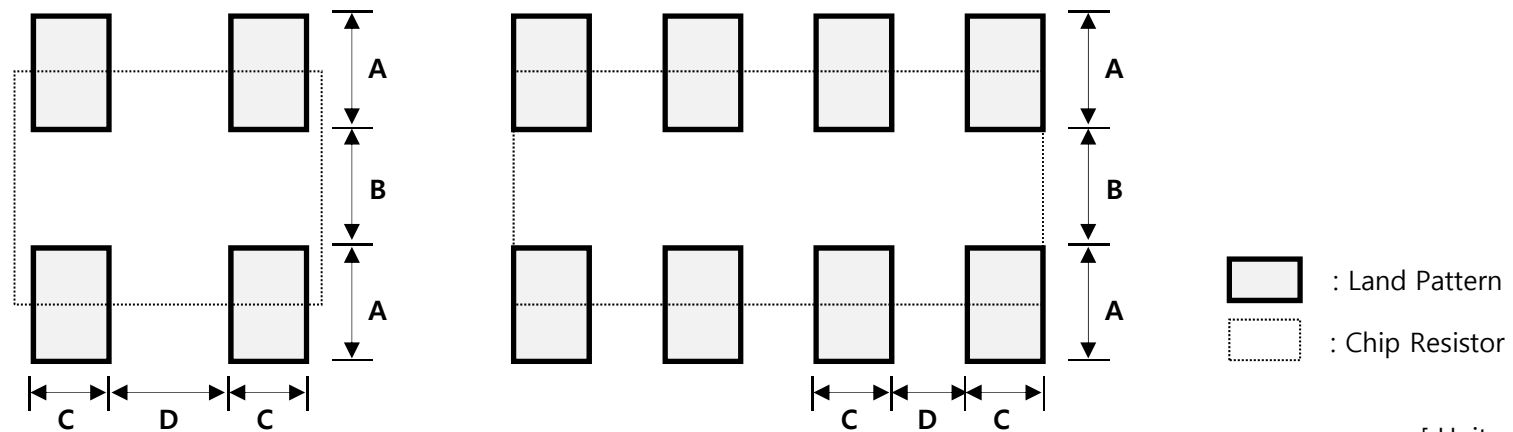
TYPE	L	W	T	A	B	C ₁	C ₂	D	P	Unit Weight
RMS062P(0302)	0.80±0.05	0.60±0.05	0.23±0.10	0.15±0.10	0.20±0.10	0.20±0.10	-	min 0.1	0.50±0.05	0.3mg
RMS64P(0502)	1.40±0.05	0.60±0.05	0.23±0.10	0.15±0.10	0.20±0.10	0.20±0.10	0.20±0.10	min 0.1	0.40±0.05	0.5mg

Application Characteristics

Type	Size (inch)	Rated Power [W]	Rated Voltage [V]	Max Working Voltage [V]	Tolerance [%]	Resistance Range [Ω]	T.C.R [ppm/ $^{\circ}$ C]	Working Temp. [$^{\circ}$ C]	Moisture Level
062P	0302	1/32	$\sqrt{P \times R}$ P : Rated Power(W) R : Resistance(Ω)	12.5	± 1 (F) ± 2 (G) ± 5 (J)	10 ~ 1M	± 200	-55 ~ 125	Level 1
064P	0502	1/32 1/10(Package)		12.5					

• Please contact our sales representatives or engineers for other specifications

Standard Soldering Pad Dimensions




Size(mil)	Reflow Soldering				
Dimension	A	B	2A + B	C	D
062P	0.3	0.3	0.9	0.2	0.3
064P	0.3	0.3	0.9	0.2	0.2

■ Performance Characteristics

ITEM	Requirements Specification		Test Conditions (JIS C 5201-1)
	Resistors	Jumpers	
Resistance	Within the specified tolerance	Max 50mΩ	JIS C 5201-1 4.5
Temperature Characteristic	Within the specified T.C.R	Max 50mΩ	JIS C 5201-1 4.8 +20°C → -55°C / +20°C → +125°C
Short time Overload	$\Delta R < \pm 1\% + 0.1\Omega$	Max 50mΩ	JIS C 5201-1 4.13 Rated Voltage×2.5, 5sec
Solderability	Immersed over 95%		JIS C 5201-1 4.17 Rosin Ethanol (25%WT) 245+5/-0°C, 2±0.5 sec
Resistance to Solder Heat	$\Delta R < \pm 1\% + 0.1\Omega$	Max 50mΩ	JIS C 5201-1 4.18 260±5°C, 10±1 sec
Temperature Cycle	$\Delta R < \pm 1\% + 0.1\Omega$	Max 50mΩ	JIS C 5201-1 4.19 -55°C ↔ +125°C, 100 cycle
Moisture Resistance	$\Delta R < \pm 3\% + 0.1\Omega$	Max 50mΩ	JIS C 5201-1 4.24 40±2°C, 90~95%RH, 1000 ⁺⁴⁸ hours
Load Life	$\Delta R < \pm 3\% + 0.1\Omega$	Max 50mΩ	JIS C 5201-1 4.25 Rated Voltage, 70±2°C, 1000 ⁺⁴⁸ hours 90mins ON, 30mins OFF
High Temp. Exposure	$\Delta R < \pm 3\% + 0.1\Omega$	Max 50mΩ	JIS C 5201-1 4.25.3 125±2°C, 1000 ⁺⁴⁸ hours
Flower of Sulfur (FOS)	$\Delta R < \pm 1\% + 0.1\Omega$	Max 50mΩ	105±2°C, Dry sulfur, 720 ⁺² hours

※ The reliability test condition can be replaced by the corresponding accelerated test condition.

 Product specifications included in the specifications are effective as of March 01, 2015.

Please be advised that they are standard product specifications for reference only.

We may change, modify or discontinue the product specifications without notice at any time.

So, you need to approve the product specifications before placing an order.

Should you have any question regarding the product specifications,

please contact our sales personnel or application engineers.
