

To _____

No. A229-040403L-01

Date 3rd Apr. '04

Type No.
CRAB5

Data Sheet

CDMA800 Rx SAW Filter	
Application	: Rx Filter for CDMA800
Center Frequency	: 881.5MHz
Size	: 2.0x1.4mm, 5pin-layout
Impedance	: 50-100ohms unbalance-balance
Part No.	: EFCH881MTCA7

Issued M. Takada

Check K. Nishimura

CIRCUIT COMPONENTS BUSINESS UNIT
MATSUSHITA ELECTRONIC COMPONENTS CO.,LTD
KADOMA, OSAKA, JAPAN

CDMA Rx SAW Filter

----- Unbalanced input and balanced output -----

Part No. :

Design No. : T881J1

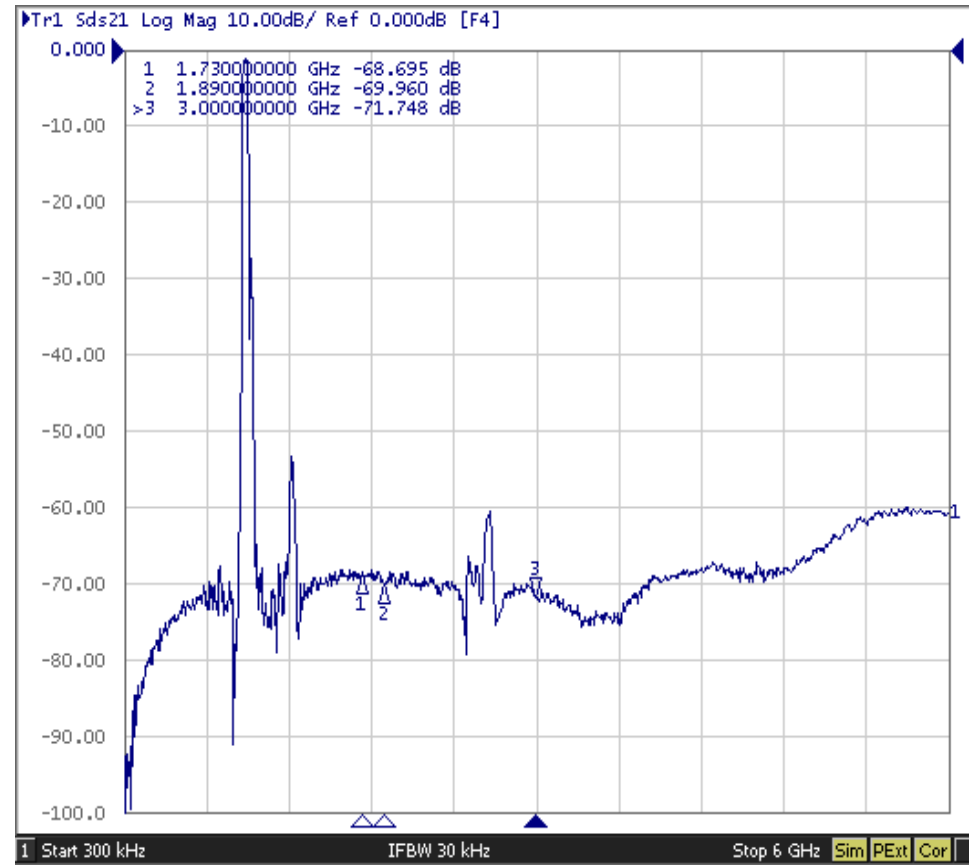
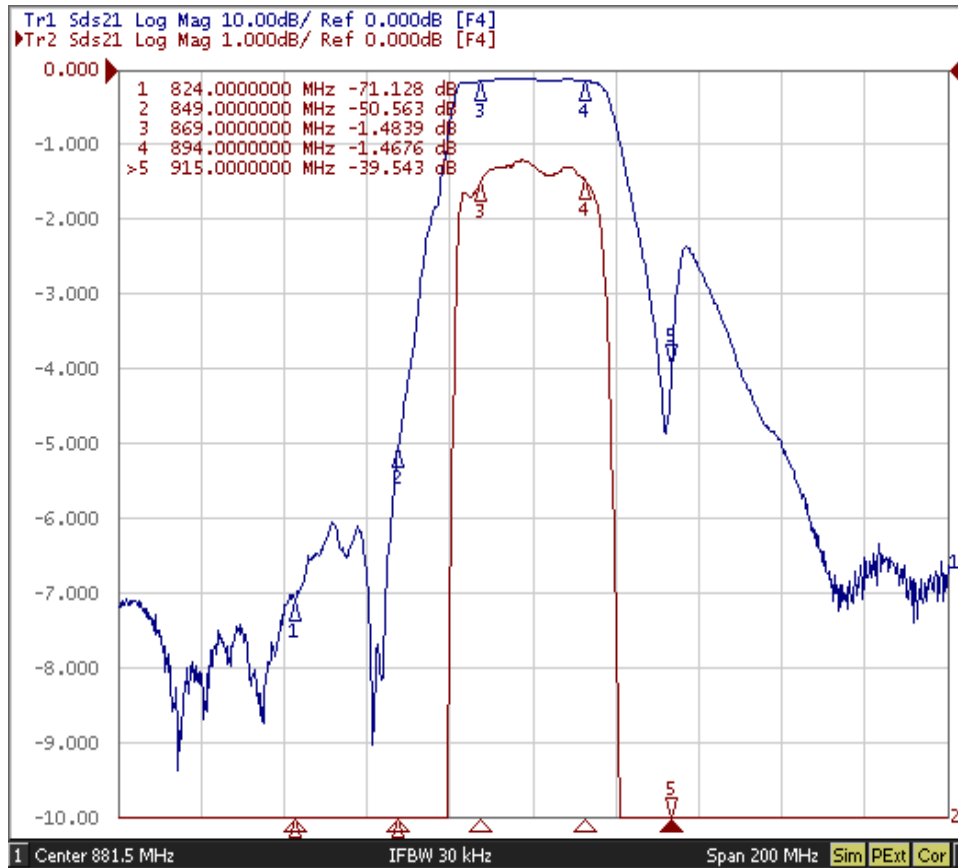
Parameter		Frequency	Your request			Our preliminary spec.			Unit
			Min.	Typ.	Max.	Min.	Typ.	Max.	
Passband			869 ... 894			869 ... 894			MHz
Insertion loss		869 ... 894MHz					1.5	2.0	dB
Ripple in passband		869 ... 894MHz					0.4	1.0	dB
Amplitude imbalance		869 ... 894MHz				-1.0	-0.2 +0.4	+1.0	dB
Phase imbalance		869 ... 894MHz				-10	-1.0 +5.0	10	deg.
Attenuation	Att1	DC ... 824MHz				50	68		dB
	Att2	824 ... 849MHz				40	50		dB
	Att3	915 ... 1000MHz				20	23		dB
	Att4	1000 ... 1738MHz				40	52		dB
	Att5	1738 ... 6000MHz				50	60		dB
VSWR	Input	869 ... 894MHz					1.6	2.0	
	Output	869 ... 894MHz					1.6	2.0	
Input impedance (Single Ended)						50			Ohm
Output impedance (Differential)						100			Ohm
Maximum drive level								13	dBm
Operating temperature						-30		+85	deg. C
Storage temperature						-40		+85	deg. C

CDMA Rx SAW Filter

----- Unbalanced input and balanced output -----

Part No. :

Design No. : T881J1

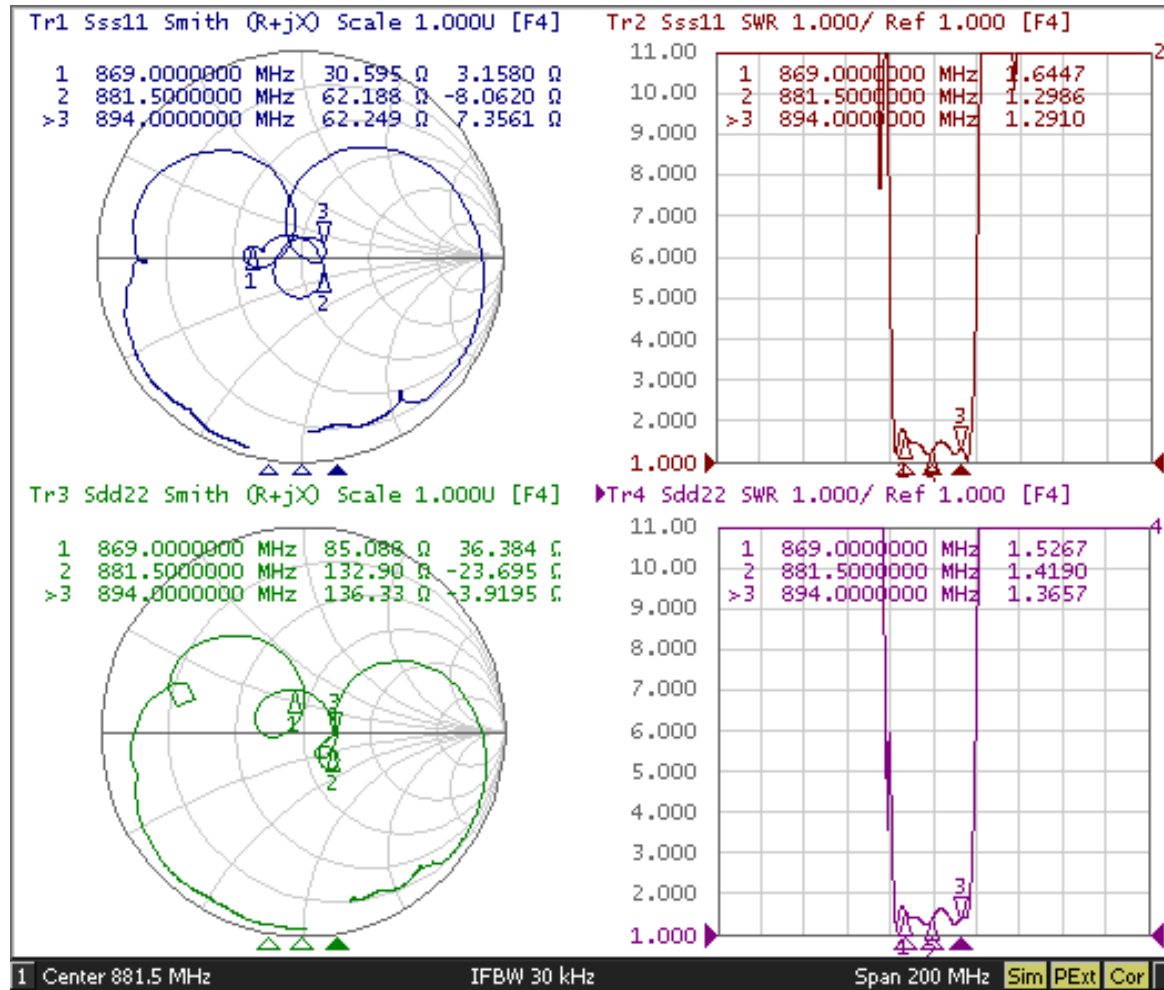


CDMA Rx SAW Filter

----- Unbalanced input and balanced output -----

Part No. :

Design No. : T881J1

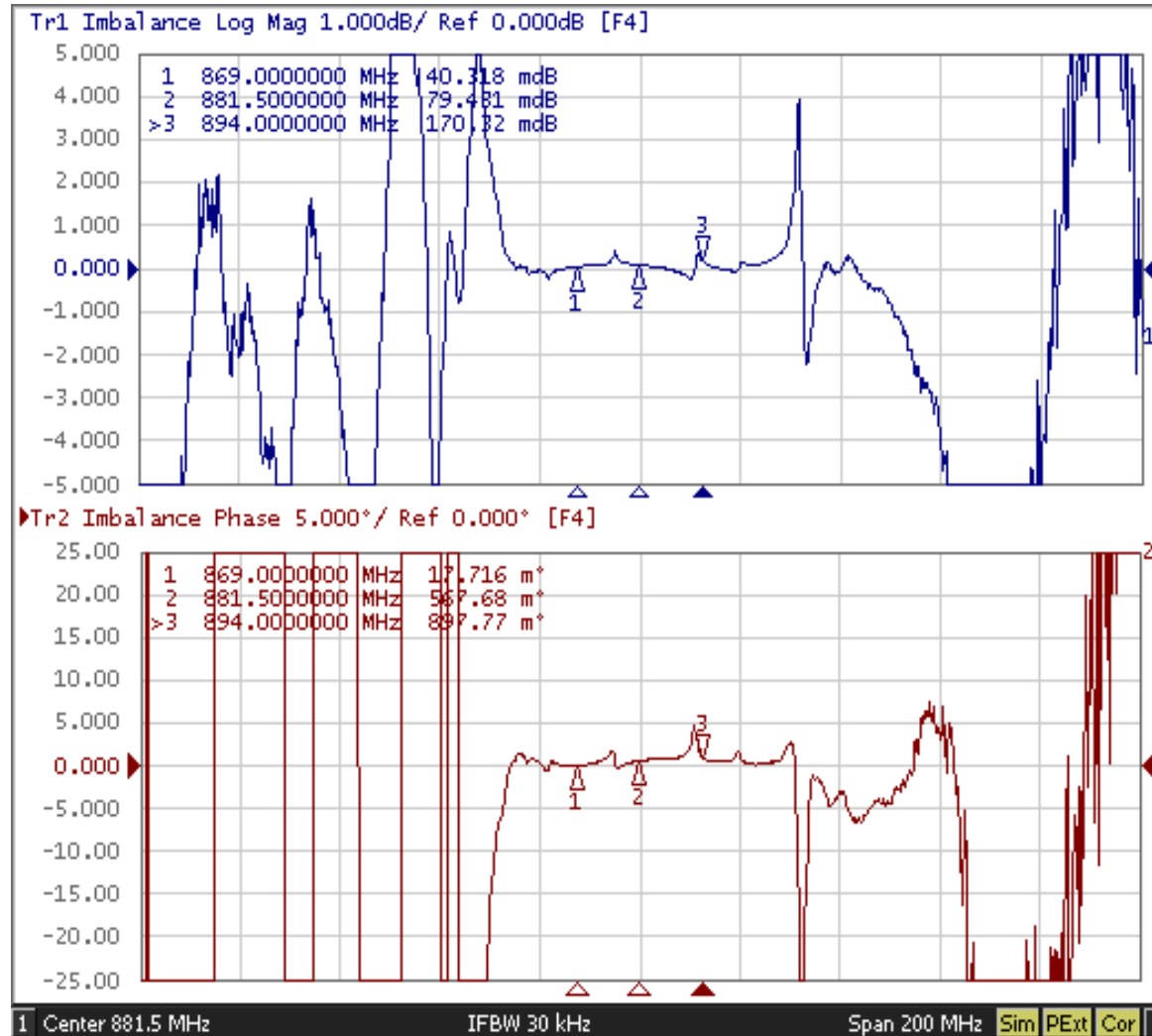


CDMA Rx SAW Filter

----- Unbalanced input and balanced output -----

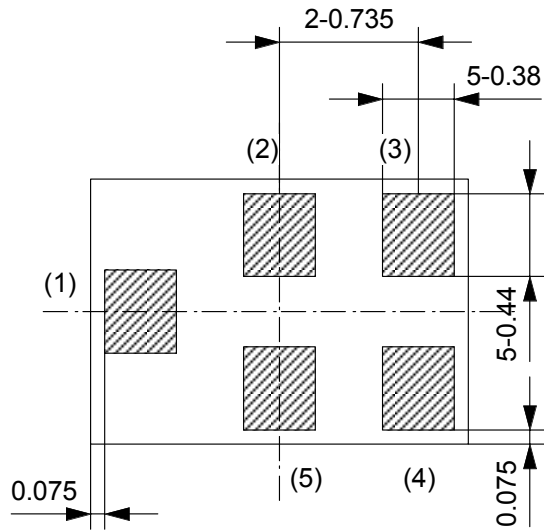

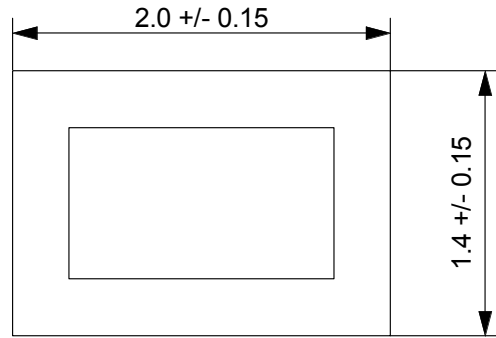
Part No. :

Design No. : T881J1



THIRD ANGLE PROJECTION

Tolerance : +/-0.05



- (1) Input
- (2) GND
- (3) Output
- (4) Output
- (5) GND

Note :
 The design manufacturing process,
 and Specification of this device
 are subject to change without
 notice.

UNLESS OTHERWISE SPECIFIED

BASIC DIMENSIONS		TOLERANCE
UP TO	INCL	
TO	INCL	
TO	INCL	
TO	INCL	
ABOVE		

--	--	--

ISSUE	REVISIONS	DATE
MATERIAL	FINISH	SCALE
DESIGN		
DRAW		
CHECK		
APPROVAL		
DRAWING NO.		

NAME	TYPE NO.
------	----------

SAW Filter

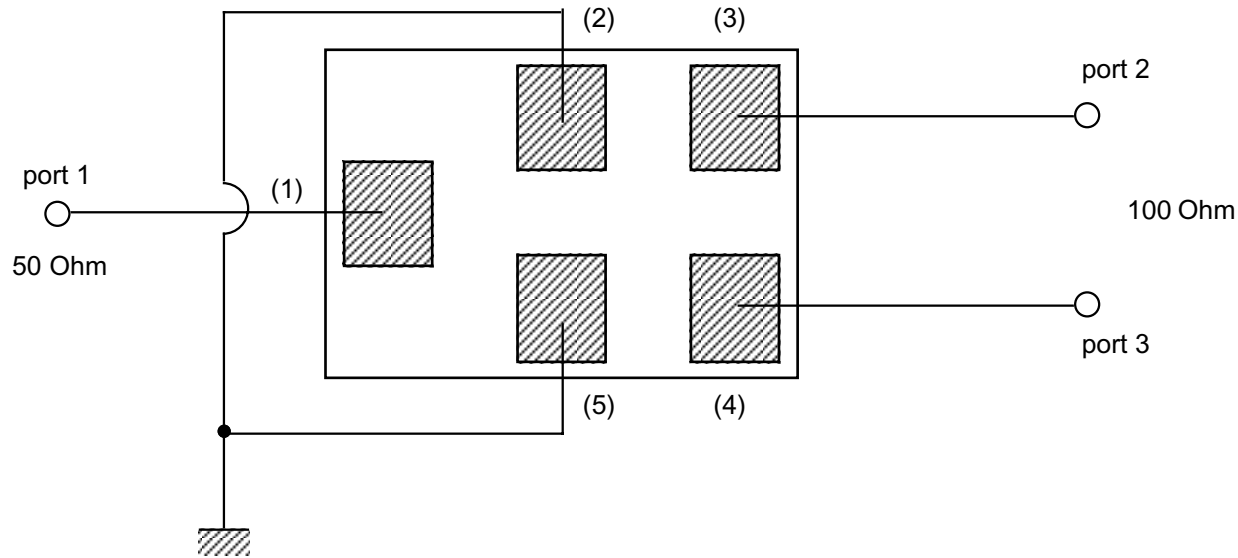
CERAMIC BUSINESS UNIT, LCR DEVICE COMPANY
 MATSUSHITA ELECTRONIC COMPONENTS CO.,LTD.
 KADOMA, OSAKA, JAPAN

DO NOT SCALE DRAWING

REVISIONS INDICATED BY Δ

ALL DIMENSIONS ARE IN MILLIMETERS

Measurement Circuit



Input impedance : 50 Ohm (Single ended)
 Output impedance : 100 Ohm (Differential)

UNLESS OTHERWISE SPECIFIED		
BASIC DIMENSIONS		TOLERANCE
UP TO	INCL	
TO	INCL	
TO	INCL	
TO	INCL	
ABOVE		

--	--	--

ISSUE	REVISIONS		DATE
MATERIAL	FINISH	SCALE	
DESIGN			
DRAW			
CHECK			
APPROVAL			
DRAWING NO.			

NAME	TYPE NO.
SAW Filter	

**CERAMIC BUSINESS UNIT, LCR DEVICE COMPANY
 MATSUSHITA ELECTRONIC COMPONENTS CO.,LTD.
 KADOMA, OSAKA, JAPAN**

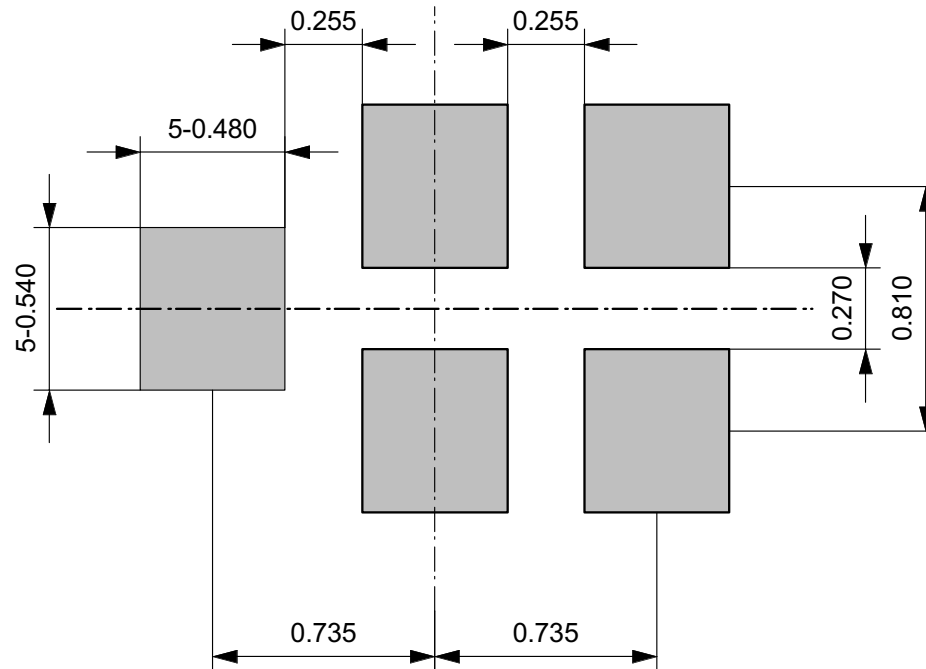
Fig. 2

THIRD ANGLE PROJECTION

UNLESS OTHERWISE SPECIFIED

BASIC DIMENSIONS		TOLERANCE
UP TO	INCL	
TO	INCL	
TO	INCL	
TO	INCL	
ABOVE		

Recommended land pattern



Note :
 The design manufacturing process, and Specification of this device are subject to change without notice.

--	--	--

ISSUE	REVISIONS	DATE
MATERIAL	FINISH	SCALE
DESIGN		
DRAW		
CHECK		
APPROVAL		
DRAWING NO.		

NAME	SAW Filter	TYPE NO.
------	------------	----------

**CERAMIC BUSINESS UNIT, LCR DEVICE COMPANY
 MATSUSHITA ELECTRONIC COMPONENTS CO.,LTD.
 KADOMA, OSAKA, JAPAN**

DO NOT SCALE DRAWING

REVISIONS INDICATED BY Δ

ALL DIMENSIONS ARE IN MILLIMETERS