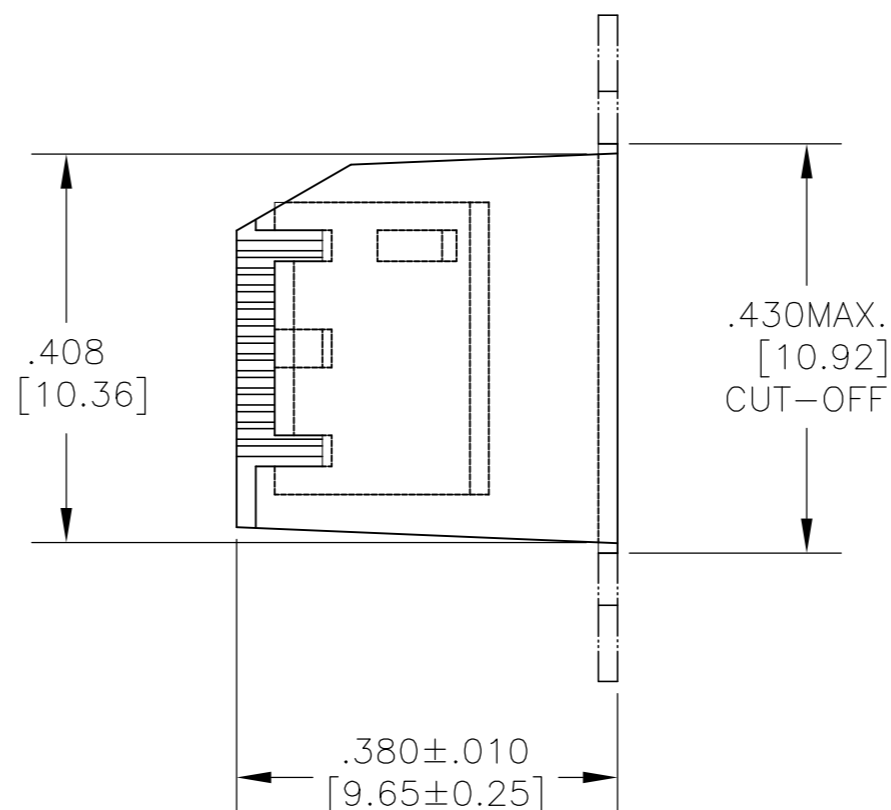
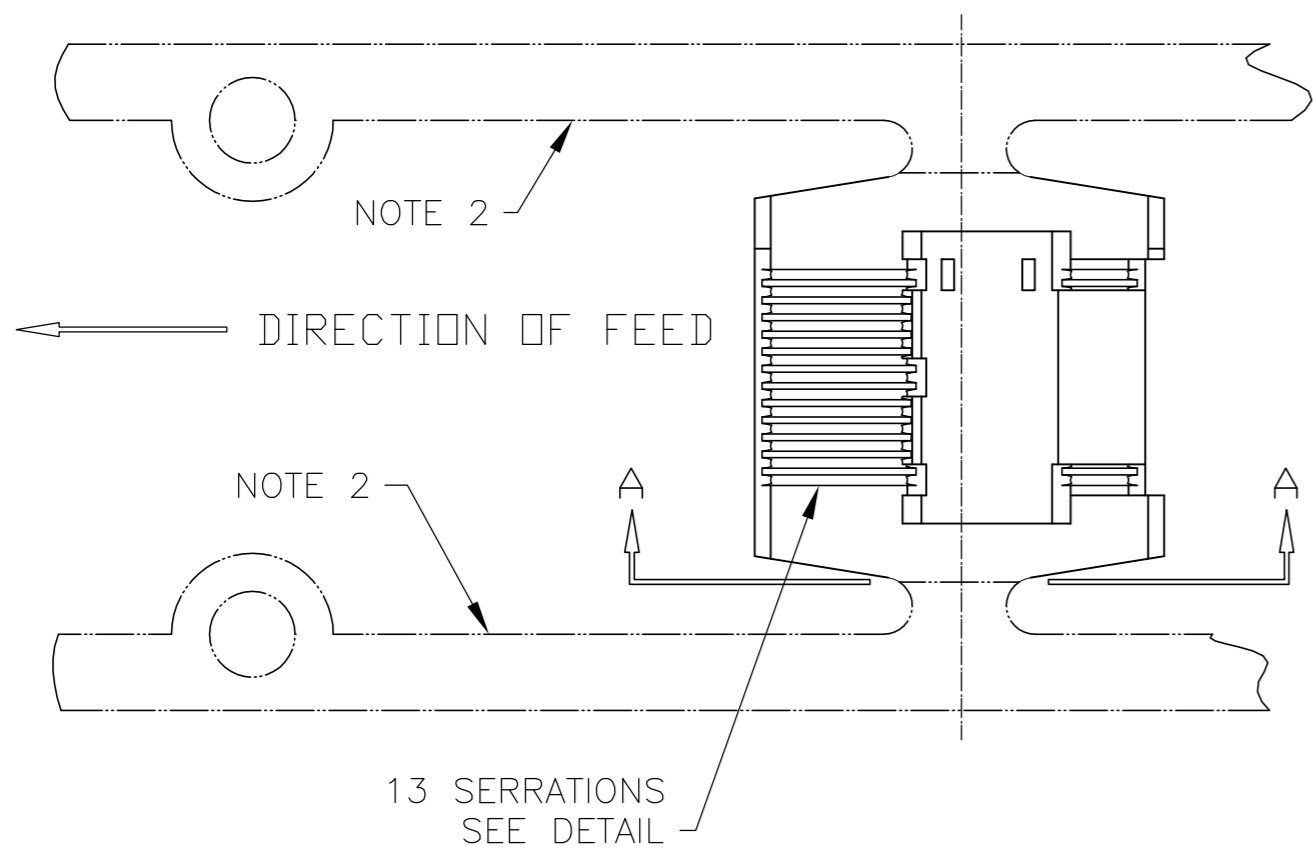


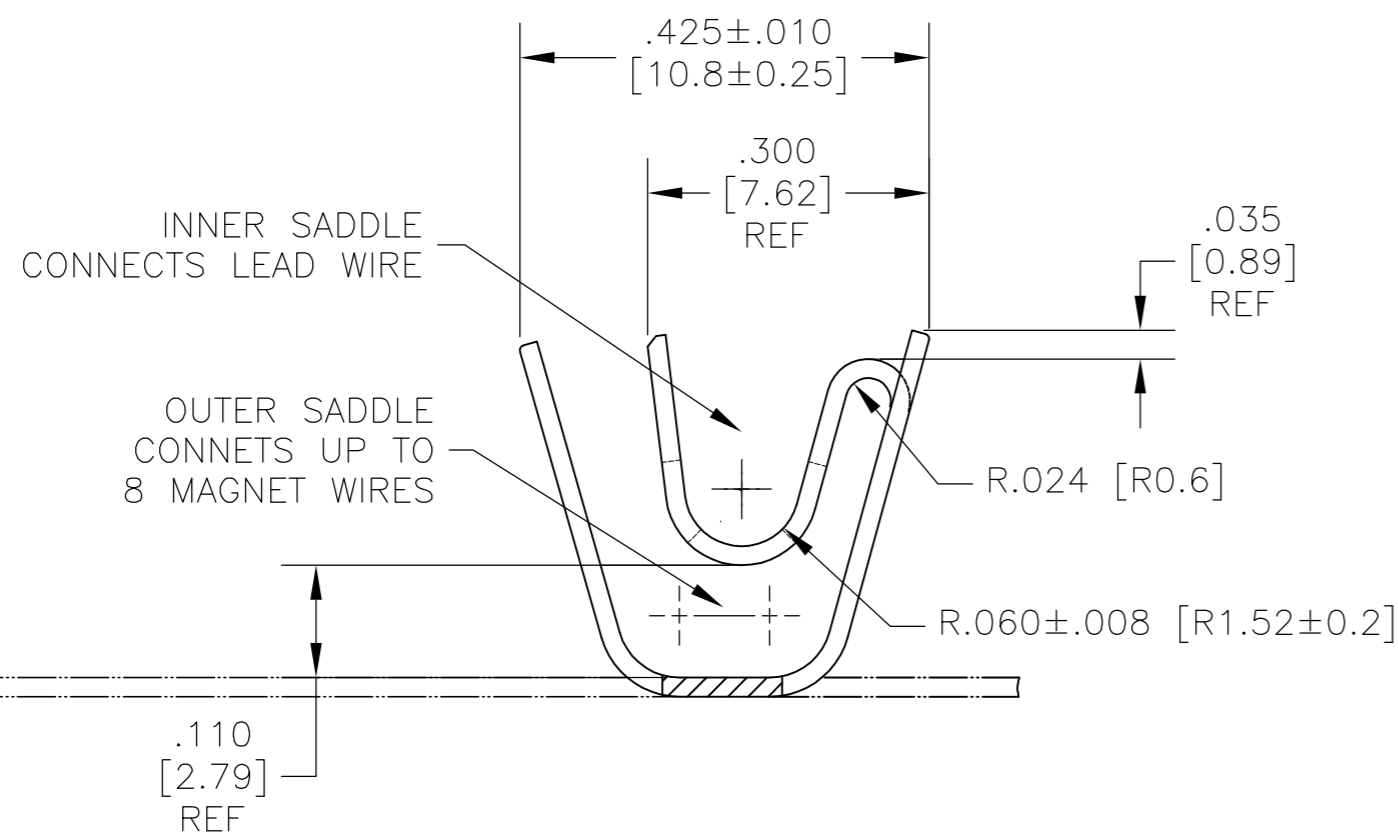
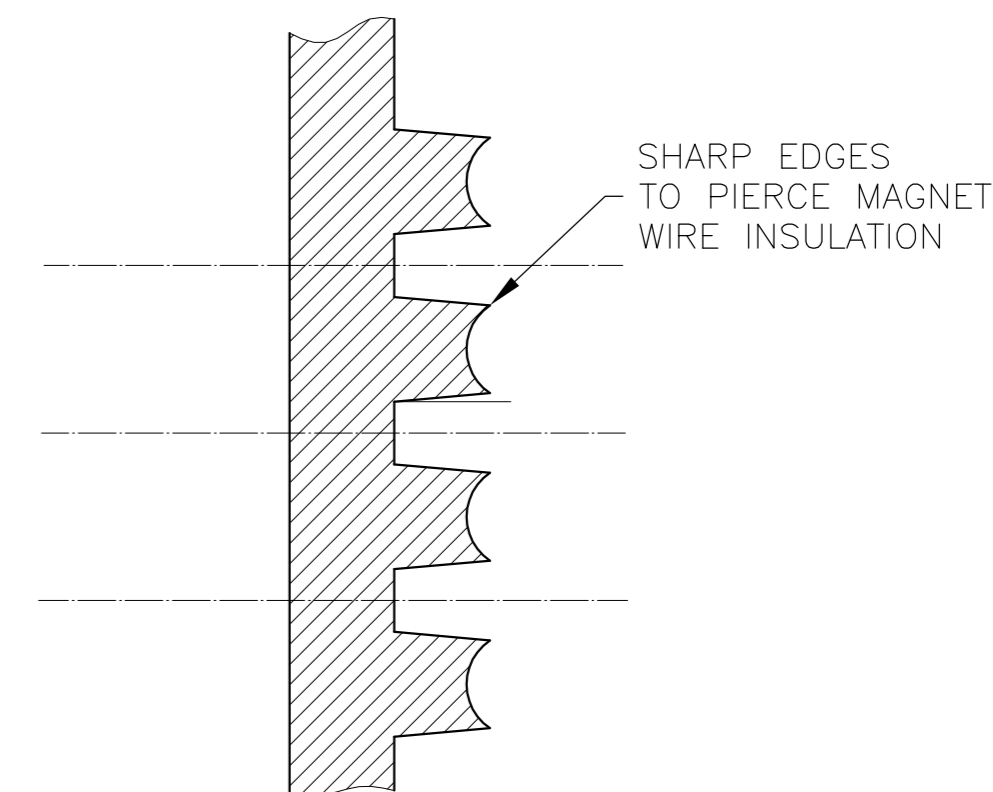
THIS DRAWING IS UNPUBLISHED. RELEASED FOR PUBLICATION
 © COPYRIGHT BY TYCO ELECTRONICS CORPORATION. ALL RIGHTS RESERVED.

LOC	DIST	REVISIONS			
P	LTR	DESCRIPTION	DATE	DWN	APVD
AF	50	A2	REVISED PER ECR-08-005025	03MAR08	DML DML

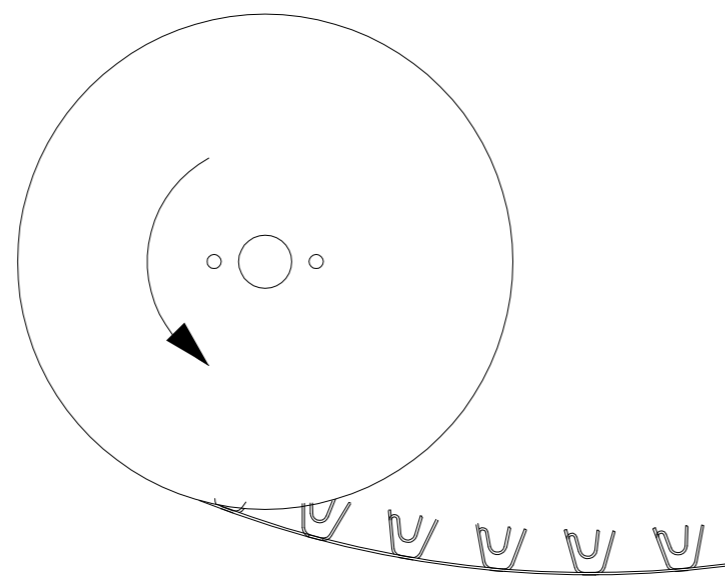


- SPECIFICATIONS
 LEAD WIRE : #14-#10 AWG (2.0-5.6mm²) (4,000-11,000 CMA)
 2 WIRES MAX
 MAGNET WIRE: #20-#11 AWG (0.81-2.30mm²) (1,000-9,000 CMA)
 8 WIRES MAX
 TOTAL WIRE: 4,000-40,000 CMA
 CRIMP HEIGHT: (TOTAL CMA + 39,000) / 516,000
- CARRIER STRIPS (PHANTOM LINES) TO SCRAP DURING INSERTION.
- FINISH: PRE-TIN PLATE OVER COPPER UNDERPLATE.

SERRATION DETAIL
 SCALE 40X



TERMINALS TO UNWIND FROM REELS AS SHOWN:



-		-		-	
3		111-000-001		1601953-1	
FINISH		REFERENCE PART NUMBER		TYCO PART NUMBER	
THIS DRAWING IS A CONTROLLED DOCUMENT.		DWN 18JUL2002		Tyco Electronics Corporation Harrisburg, PA 17105-3608	
DIMENSIONS: INCHES		CHK G JACONO 18JUL2002		NAME	
TOLERANCES UNLESS OTHERWISE SPECIFIED:		APVD G JACONO 18JUL2002		PRODUCT SPEC	
0 PLC ± -		APPLICATION SPEC		POWER SPLICE	
1 PLC ± -		114-13093		SIZE CAGE CODE DRAWING NO	
2 PLC ± .01[0.13]		WEIGHT -		A2 00779 C=1601953	
3 PLC ± .005[0.026]		CUSTOMER DRAWING		RESTRICTED TO	
4 PLC ± -		SCALE 1:1		SHEET 1 of 1	
ANGLES ± 3°		REV A2			
MATERIAL BRASS, HALF HARD					