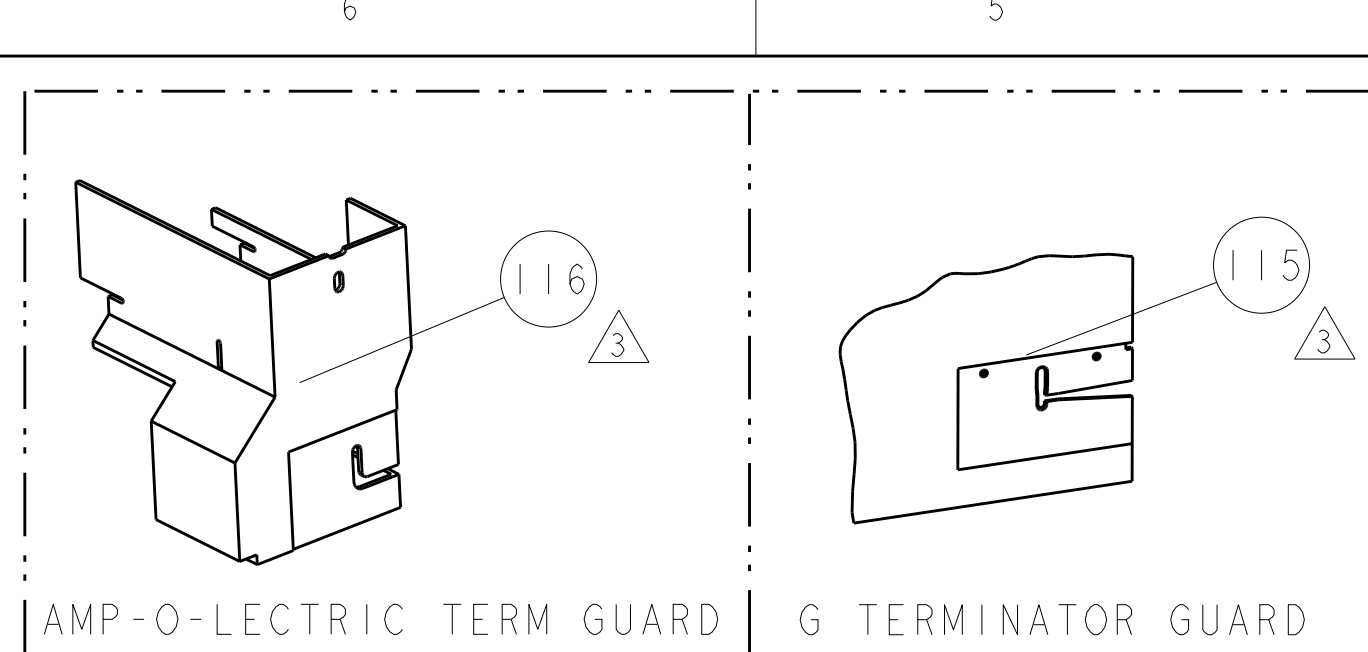


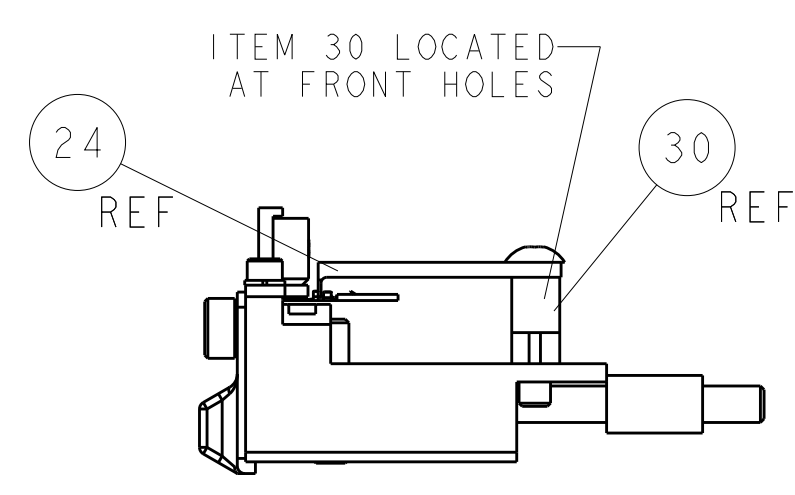
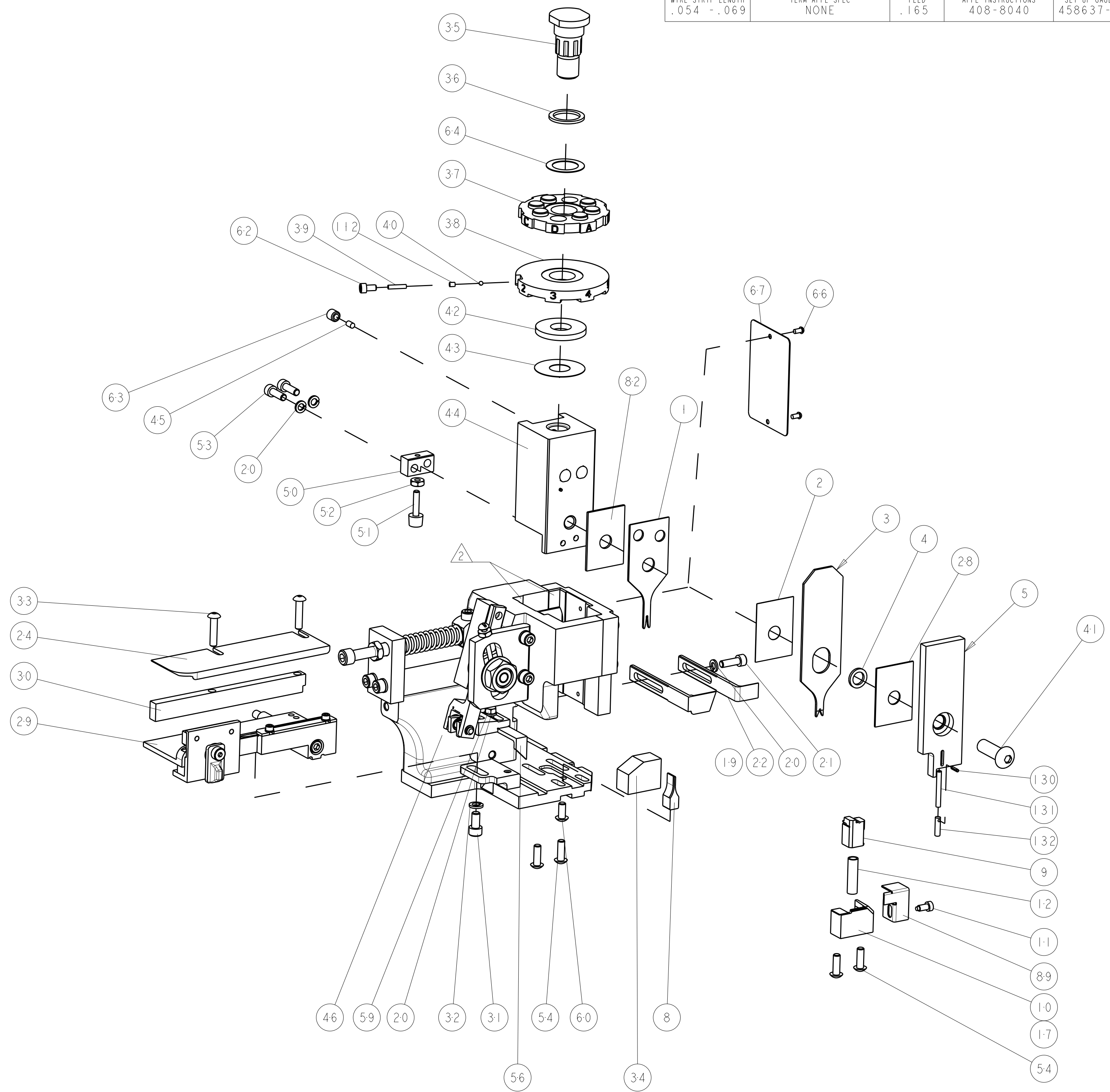
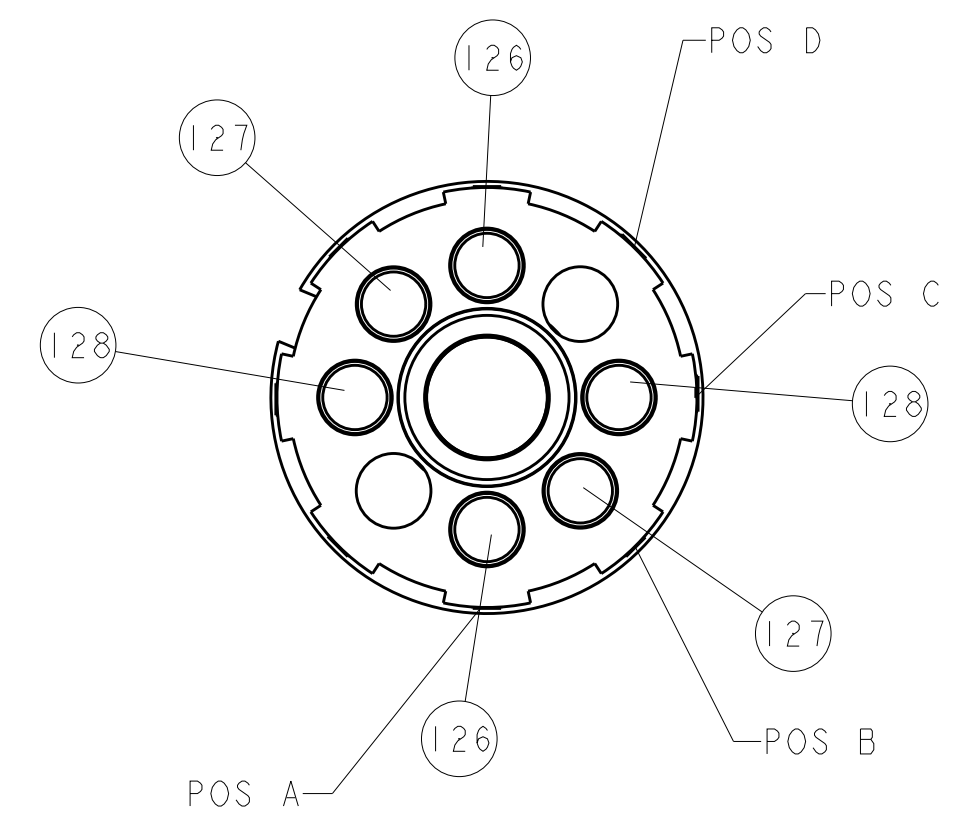
PART NUMBER	REV	FIRST USED	POWER UNIT	FEED TYPE	DESCRIPTION
1852200-1	C	122500-1	LEADMAKER	PRE FEED	CUTS CARRIER
1852200-2	C	565435-5	BENCH MODEL K	PRE FEED	CUTS CARRIER
1852200-3	C	354500-1	BENCH MODEL G	PRE FEED	CUTS CARRIER
1852200-6	C	122500-1	LEADMAKER	PRE FEED	CONTINUOUS CARRIER
7-1852200-7	C	-	-	-	SPARE PARTS



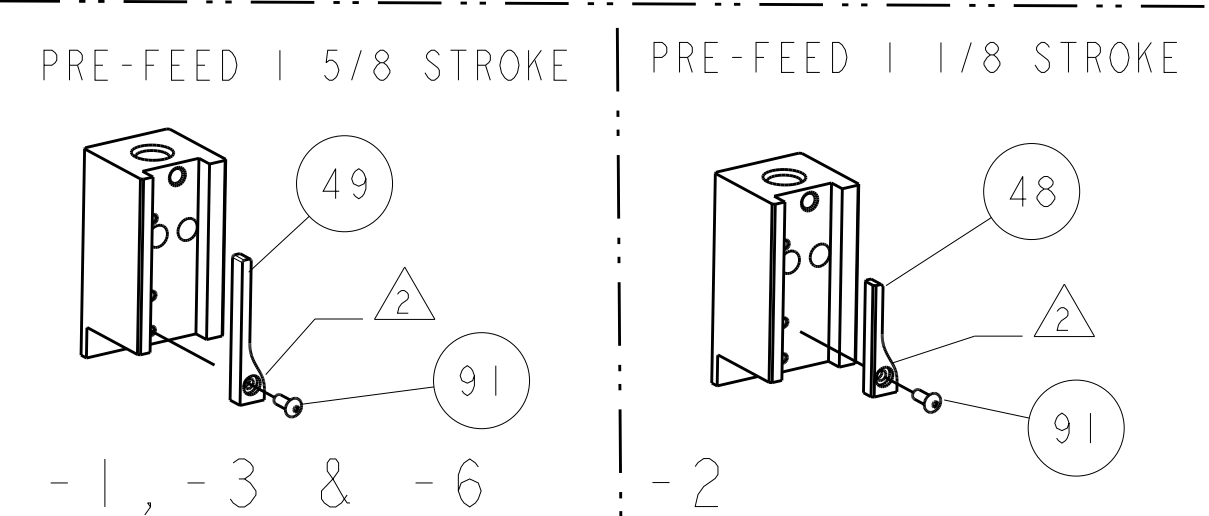
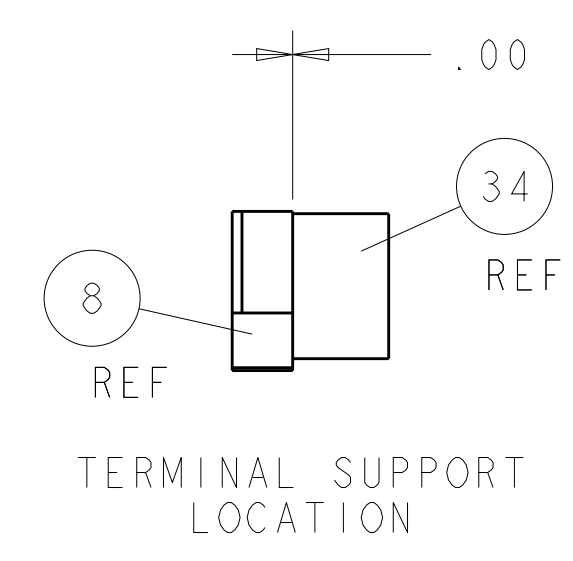
TERMINAL NAME: FEMALE CONTACT					
TE PN	MFG PN	HIROSE TERMINAL - AMP CRIMP SPECS			
1572953-1	HR30-SC-211	CRIMP HEIGHT		WIRE SIZE	
1572953-2	HR30-PC-211	CRIMP HEIGHT		WIRE SIZE	
-	-	A	.022±.002 [.56±0.05mm]	26 AWG	
-	-	B	.020±.002 [.51±0.05mm]	28 AWG	
-	-	C	.018±.002 [.46±0.05mm]	30 AWG	
-	-	D	-	-	
CRIMP	SIZE	TYPE	RANGE		
-	-	WIRE	.033 [.84mm]	F	30-26 AWG
-	-	INSUL	.035 [.89mm]	F	∅.040 MAX
WIRE STRIP LENGTH	TERM APPL SPEC	FEED	APPL INSTRUCTIONS	SET UP GAGE	
.054 -.069	NONE	.165	408-8040	458637-1	

LOC	DIST	REVISIONS					
A	66	P	LTR	DESCRIPTION	DATE	OWN	APVD
		C		ECR-13-000640	14JAN2013	MY	GB

- △ RECOMMENDED SPARE PARTS
- △ GREASE LIGHTLY
- △ GUARD MUST BE IN PLACE WHEN OPERATING APPLICATOR IN A BENCH MACHINE



FEED TRACK POSITION



QTY	UNIT	DESCRIPTION	ITEM NO
-	1	854769-4 HOLDER, INS	132
-	1	5-547505-2 SPRING, COMPRESSION	131
-	1	21028-2 PIN, SLOTTED SPRING .062 X .250	130
-	2	5-354779-0 PIN, WIRE DISC, .3240	128
-	2	4-354779-4 PIN, WIRE DISC, .3210	127
-	2	4-354779-0 PIN, WIRE DISC, .3190	126
-	-	455749-1 GUARD WINDOW	116
-	REF	679532-1 INSERT, GUARD	115
-	1	690603-1 SPRING ASSIST AMP-O-MATOR APPLICATOR	112
-	1	1-21002-7 SCR, BTN SKT HD CAP 6-32 X .375	91
-	1	318563-1 GUARD, FRONT CHIP	89
-	1	1-455888-1 SPACER, CRIMPER	82
-	1	4088040 SF APPL INST 408-8040	72
-	1	217238-1 GENERAL INSTRUCTION PKG	71
-	1	461264-1 PLATE, IDENTIFICATION	67
-	2	21017-2 SCREW, DRIVE	66
-	1	986950-1 WASHER, FLAT PRECISION	64
-	1	21009-2 SCR, SET, SELF LOCKING 1/4-20 X .250	63
-	1	23030-1 SCR, SKT HD CAP 6-32 X .25	62
-	1	22733-8 SCR, BHSC, SELF-LOCKING, 8-32 X .375	60
-	1	2-22603-0 SCR, HEX HD CAP 8-32 X .312	59
-	1	458537-2 PAWL, FEED	56
-	4	2-21002-2 SCR, BTN SKT HD CAP 8-32 X .500	54
-	2	2-21000-7 SCR, SKT HD CAP 8-32 X .500	53
-	1	21018-5 NUT, HEX, REG 6-32	52
-	1	811242-2 BUMPER, HOLD DOWN	51
-	1	690753-1 SPACER, TONKER	50
-	1	690602-6 CAM, PRE FEED, 1 5/8	49
-	-	690602-5 CAM, PRE FEED, 1 1/8	48
-	1	459456-1 APPL, BASIC SUB ASSY (SIDE WISE MQCA)	46
-	1	690191-1 PLUG, NYLON	45
-	1	455673-1 RAM, SIDE FEED	44
-	1	690125-1 SHIM SUB-ASSY	43
-	1	690124-4 WASHER, RAM (.135)	42
-	1	7-21002-9 SCR, BTN SKT HD CAP 5/16-24 X 1.00	41
-	1	23241-6 BALL, STEEL	40
-	1	690170-1 SPRING, COMPRESSION	39
-	1	690142-6 DISC, INSULATION	38
-	1	354777-1 WIRE DISC, ASSEMBLY	37
-	1	22480-5 SPRING, COMPRESSION	36
-	1	690212-1 POST, RAM	35
-	1	3-690786-3 TERMINAL SUPPORT	34
-	2	2-21002-4 SCR, BTN SKT HD CAP 8-32 X .750	33
-	1	21024-5 WASHER, SPRG LOCK, REG NO 10	32
-	1	3-21000-4 SCR, SKT HD CAP 10-32 X .375	31
-	1	1320908-9 SPACER, STRIP GUIDE	30
-	1	1633091-8 ASSEMBLY, STRIP GUIDE	29
-	1	455888-7 SPACER, CRIMPER	28
-	1	1320928-1 STRIP GUIDE	24
-	1	690472-9 STRIPPER	22
-	1	2-21000-7 SCR, SKT HD CAP 8-32 X .500	21
-	4	21024-4 WASHER, SPRG LOCK, REG NO 8	20
-	1	1-1338987-8 STRIPPER	19
-	1	679625-2 SHEAR HOLDER, FRONT (NO CUT)	17
-	1	3-22280-3 SPRING, COMPRESSION	12
-	1	690461-2 STOP, SHEAR	11
-	1	1-690459-0 SHEAR HOLDER, FRONT	10
-	1	1633861-1 SHEAR, FLOATING	9
-	1	3-1633117-4 ANVIL, COMBINATION	8
-	1	854772-1 DEPRESSOR, SHEAR	5
-	1	2-238011-3 BLOCK, CRIMPER SPACER	4
-	1	1633712-7 CRIMPER, INSULATION F	3
-	1	455888-1 SPACER, CRIMPER	2
-	1	4-1633305-5 CRIMPER, WIRE PREMIUM	1

THIS DRAWING IS A CONTROLLED DOCUMENT. DIMENSIONING AND TOLERANCING PER ASME Y14.5M-2009. DIMENSIONS: INCHES. TOLERANCES UNLESS OTHERWISE SPECIFIED: 0 PLC ±.01, 1 PLC ±.01, 2 PLC ±.01, 3 PLC ±.001, 4 PLC ±.0001, ANGLES ±.0001.

APPROVED: R.O. WILSON, 15FEB2006. NAME: SIDE FEED HDM APPLICATOR. SIZE: A100779. DRAWING NO: 1852200. SCALE: 3:5. SHEET: 1 OF 1. REV: C.