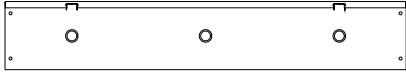
 **PART No. CWST636**
for more information visit www.hammfg.com
Data subject to change without notice
Isometric drawing Not to Scale



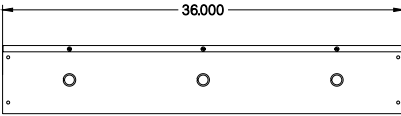
BACK VIEW



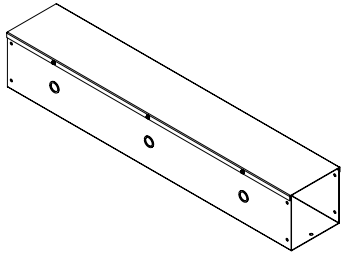
LEFT SIDE VIEW



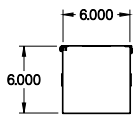
TOP VIEW




FRONT VIEW



ISOMETRIC VIEW



RIGHT SIDE VIEW



BOTTOM VIEW