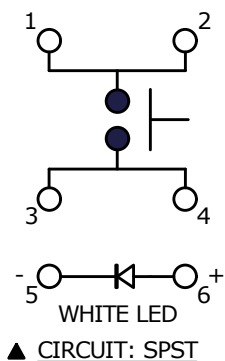
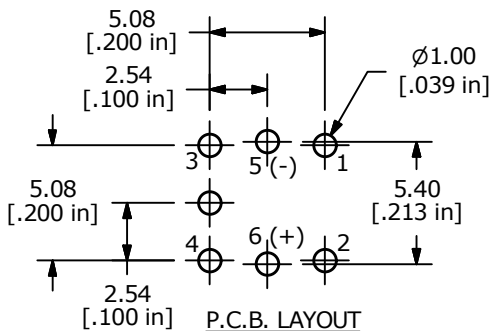

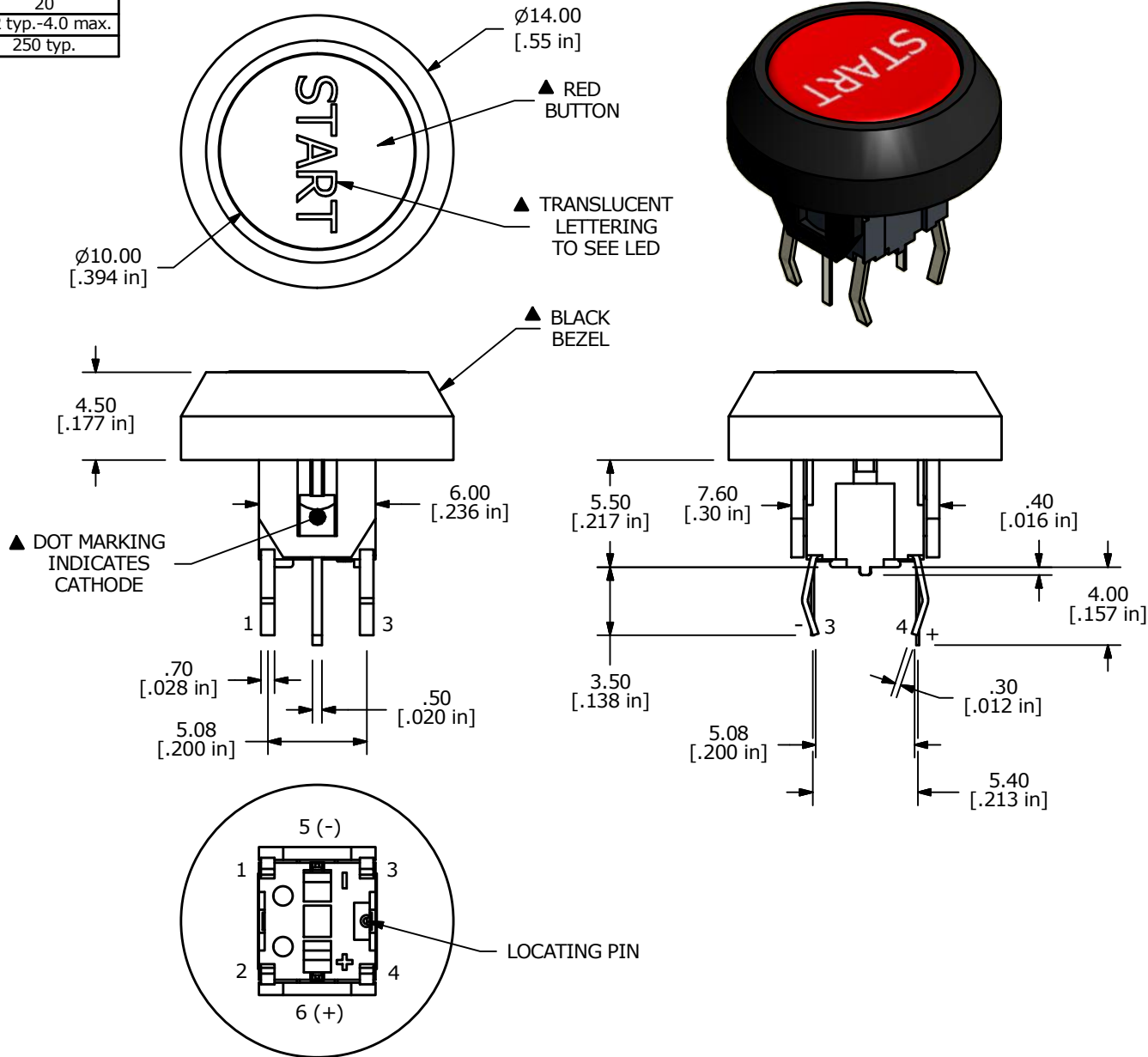


| ▲ LED SPECS | UNITS | WHITE |
|---------------------------|-------|-------------------|
| FORWARD CURRENT | mA | 20 |
| FORWARD VOLTAGE @ 20mA | V | 3.2 typ.-4.0 max. |
| LUMINOUS INTENSITY @ 20mA | mcd | 250 typ. |



NOTES:

1. ALL DIMENSIONS IN MM [INCH]
2. GENERAL TOLERANCE: X.X = ±0.4
X.XX = ±0.25
3. RATING: 12VDC @ 50mA
4. CONTACT RESISTANCE: 100mΩ MAX.
5. INSULATION RESISTANCE: 100MΩ MIN.
- ▲ 6. OPERATING FORCE: 180± 50gf
7. TRAVEL: 0.2± 0.1mm
8. OPERATING TEMPERATURE: -40°C TO 85°C
9. OPERATING LIFE: 500,000 CYCLES
- ▲ 10. LED: WHITE
11. ▲ DENOTES CRITICAL PARAMETERS
12. 2002/95/EC (ROHS) COMPLIANT
13. PARTS TO BE PACKAGED 50 PARTS PER TRAY.



| | | | | |
|-----|--------|----------------|---------|----|
| B | 22268 | UPDATE DRAWING | 5/6/16 | MW |
| A | 18423 | New Release | 2/25/09 | rc |
| REV | PCR NO | DESCRIPTION | DATE | BY |

| | | | | |
|--------------------------|-----------|----|---------|-----|
| TITLE TL1220R3BBRW-START | | | | |
| SCALE | DATE | DR | DWG | REV |
| 3:1 | 1/27/2009 | rc | B260002 | B |

THE INFORMATION CONTAINED IN THIS DOCUMENT IS PROPRIETARY TO E-SWITCH AND IS NOT TO BE COPIED OR TRANSFERRED