

Contact insert - HC-BBB 64-EBUC - 1409914

Please be informed that the data shown in this PDF Document is generated from our Online Catalog. Please find the complete data in the user's documentation. Our General Terms of Use for Downloads are valid (<http://phoenixcontact.com/download>)



HEAVYCON socket insert, BBB 64 series, 64-pos., crimp connection



Key Commercial Data

| | |
|----------------------|----------|
| Packing unit | 1 pc |
| Custom tariff number | 85366990 |
| Country of origin | Germany |

Technical data

General

| | |
|---|--|
| Connection method | Crimp connection |
| Degree of pollution | 3 |
| Overvoltage category | III |
| Number of positions | 64+PE |
| Insertion/withdrawal cycles | ≥ 500 |
| Size | B24 |
| Connection in acc. with standard | IEC / EN |
| Conductor cross section | 0.5 mm ² ... 4 mm ² |
| Connection cross section AWG | 20 ... 12 |
| Stripping length of the individual wire | 7.5 mm |
| Assembly instructions | - Housing heights of h ≥ 72 mm are recommended when there is a high number of wires. |
| Connection | Connectors may be plugged in only when there is no load/voltage. |

Ambient conditions

| | |
|---------------------------------|--|
| Ambient temperature (operation) | -40 °C ... 125 °C (including heating up of contacts) |
|---------------------------------|--|

Material data

Contact insert - HC-BBB 64-EBUC - 1409914

Technical data

Material data

| | |
|--|-----------------------|
| Flammability rating according to UL 94 | V0 |
| Contact material | Copper alloy |
| Contact surface material | Ag (alternatively Au) |
| Contact carrier material | PC |

Electrical characteristics

| | |
|-----------------------|-------|
| Rated voltage (III/3) | 500 V |
| Rated surge voltage | 6 kV |
| Rated current | 16 A |

Standards and Regulations

| | |
|--|----------|
| Connection in acc. with standard | IEC / EN |
| | UL |
| Flammability rating according to UL 94 | V0 |

Classifications

eCl@ss

| | |
|------------|----------|
| eCl@ss 4.0 | 27140816 |
| eCl@ss 4.1 | 27140816 |
| eCl@ss 5.0 | 27143424 |
| eCl@ss 5.1 | 27143424 |
| eCl@ss 6.0 | 27143424 |
| eCl@ss 7.0 | 27440209 |
| eCl@ss 8.0 | 27440205 |
| eCl@ss 9.0 | 27440205 |

ETIM

| | |
|----------|----------|
| ETIM 3.0 | EC000796 |
| ETIM 4.0 | EC000437 |
| ETIM 5.0 | EC000438 |

UNSPSC

| | |
|---------------|----------|
| UNSPSC 6.01 | 30211923 |
| UNSPSC 7.0901 | 39121522 |
| UNSPSC 11 | 39121522 |
| UNSPSC 12.01 | 39121522 |
| UNSPSC 13.2 | 39121522 |

Contact insert - HC-BBB 64-EBUC - 1409914

Approvals

Approvals


Approvals


UL Recognized / cUL Recognized / EAC / GL / cULus Recognized

Ex Approvals

Approvals submitted


Approval details

| | |
|--|-------|
| UL Recognized  | |
| mm ² /AWG/kcmil | 12 |
| Nominal voltage UN | 500 V |

| | |
|--|-------|
| cUL Recognized  | |
| mm ² /AWG/kcmil | 12 |
| Nominal voltage UN | 500 V |

| |
|-----|
| EAC |
|-----|

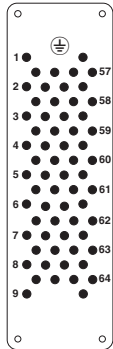
| |
|----|
| GL |
|----|

| |
|--|
| cULus Recognized  |
|--|

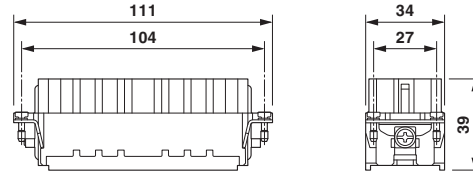
Drawings

Contact insert - HC-BBB 64-EBUC - 1409914

Schematic diagram



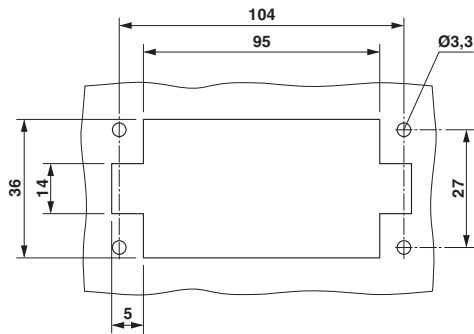
Dimensional drawing



Dimensional drawing

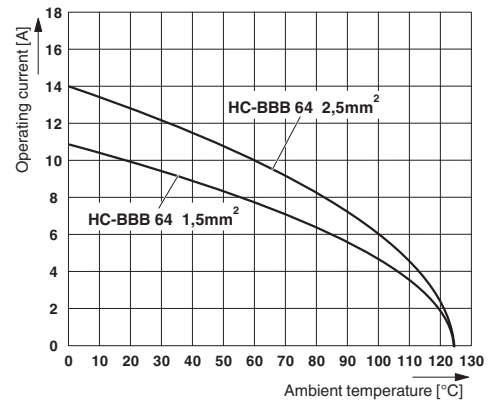
Connector pin assignment, connection side

Dimensional drawing



Panel cutout

Diagram



Derating diagram