

REV. Status

PRELIMINARY
09/20/00 MP

PRELIMINARY 1
CHANGED A.6,
A.7, A.9, A.10,
& A.11. ADDED
A.4, A.5, & A.8.
10/31/00 MP

HDSL transformer designed for use with CONEXANT RS8973 HDSL IC chip set

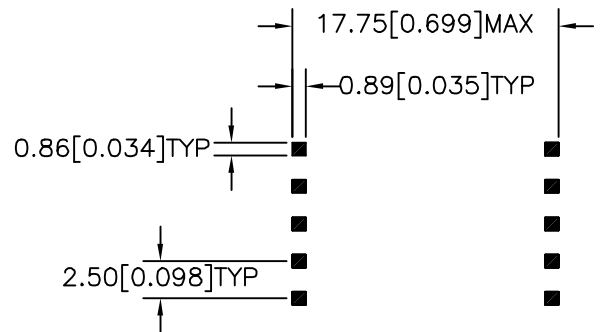
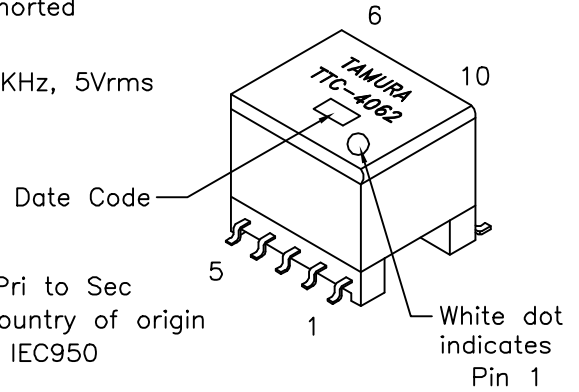
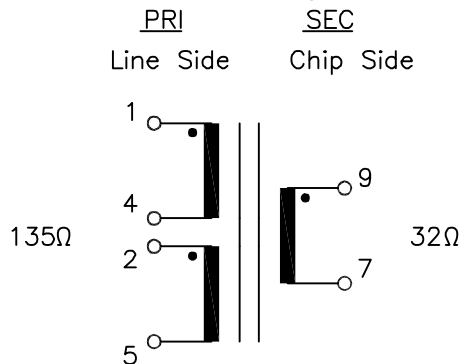
A. Electrical Specifications (@ 25°C)

1. Primary (Line Side) Impedance; 135Ω
2. Secondary (IC Side) Impedance; 32Ω
3. Longitudinal Balance; 50dB MIN @ 30KHz to 300KHz, 0dBm (Per ITU method pin 7 grounded)
4. Insertion Loss; 0.65dB MAX @ 30KHz to 580KHz, 0dBm
5. Return Loss; 16dB MIN @ 40KHz to 300KHz, 0dBm
6. Primary Open Circuit Inductance; 2.0mH ±10% @ 10KHz, 0.1Vrms Measured (1-5) with 2 and 4 shorted
7. Leakage Inductance; 6.5μH MAX @ 100KHz, 0.2Vrms Measured (1-5) with 4 & 2, and 9 & 7 shorted
8. DC Current; 160mA
9. Total Harmonic Distortion; -70dB MAX @ 10KHz, 5Vrms
10. DC Resistance; (1-4)=1.60Ω MAX
(2-5)=1.60Ω MAX
(7-9)=1.15Ω MAX
11. Turns Ratio;(7-9):(1-5)=1:2.00±2% with 2 & 4 shorted
12. Dielectric Strength; 1875Vrms 1 second @ Pri to Sec

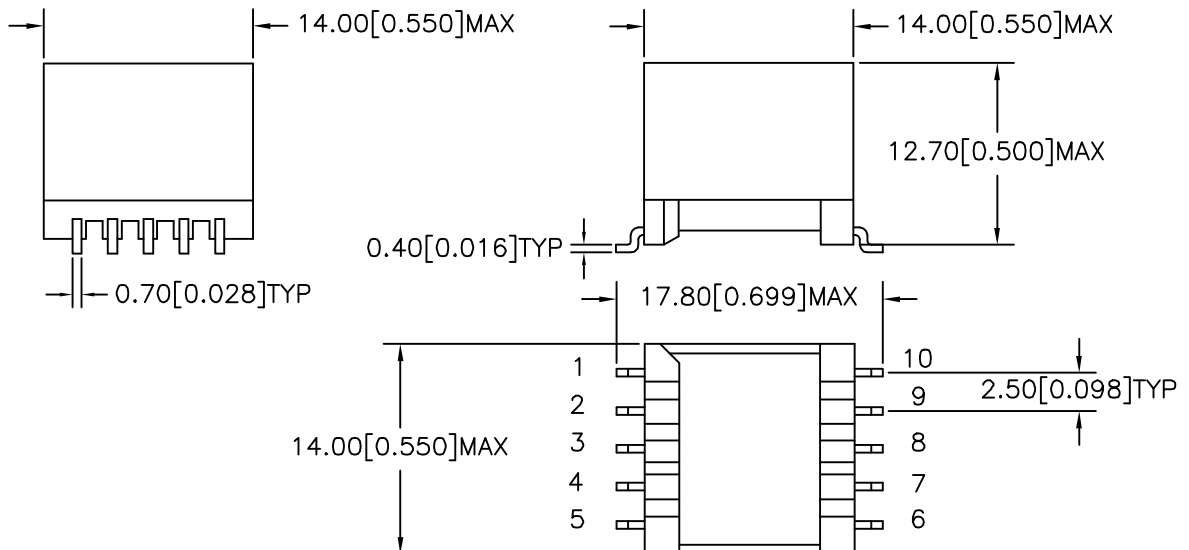
B. Marking; TTC-4062, TAMURA, date code and country of origin

C. Safety: Complies with UL1950 3rd Edition and IEC950

D. Schematic and Mounting Footprint



E. Mechanical Specifications



PREPARED BY:

D. Rund

ENGINEER:

M. Pitchai

QUALITY CONTROL:

D. Kelley

APPROVED:

J. Coleman

DWG CONTROL NO.
P-A1-12609
ACAD\TTC\A1126091.DWG

REV
PR1

HDSL
TRANSFORMER

TAMURA CORPORATION OF AMERICA
43352 BUSINESS PARK DRIVE, TEMECULA, CA. 92590-6624
(909) 699-1270 FAX 9096769482

TTC-4062

MODEL SPECIFICATION

DIM: mm(in) SCL: 2/1 SH: 1 OF 1

PROPRIETARY NOTICE: THIS DRAWING PRINT OR DOCUMENT AND SUBJECT MATTER DISCLOSED HEREIN ARE PROPRIETARY ITEMS TO WHICH TAMURA RETAINS THE EXCLUSIVE RIGHT OF DISSEMINATION, REPRODUCTION, MANUFACTURE AND SALE. THIS DRAWING, PRINT OR DOCUMENT IS SUBMITTED IN CONFIDENCE FOR CONSIDERATION BY THE RECIPIENT ALONE UNLESS PERMISSION FOR FURTHER DISCLOSURE IS EXPRESSLY GRANTED IN WRITING.

MODEL NUMBER

TTC-4062