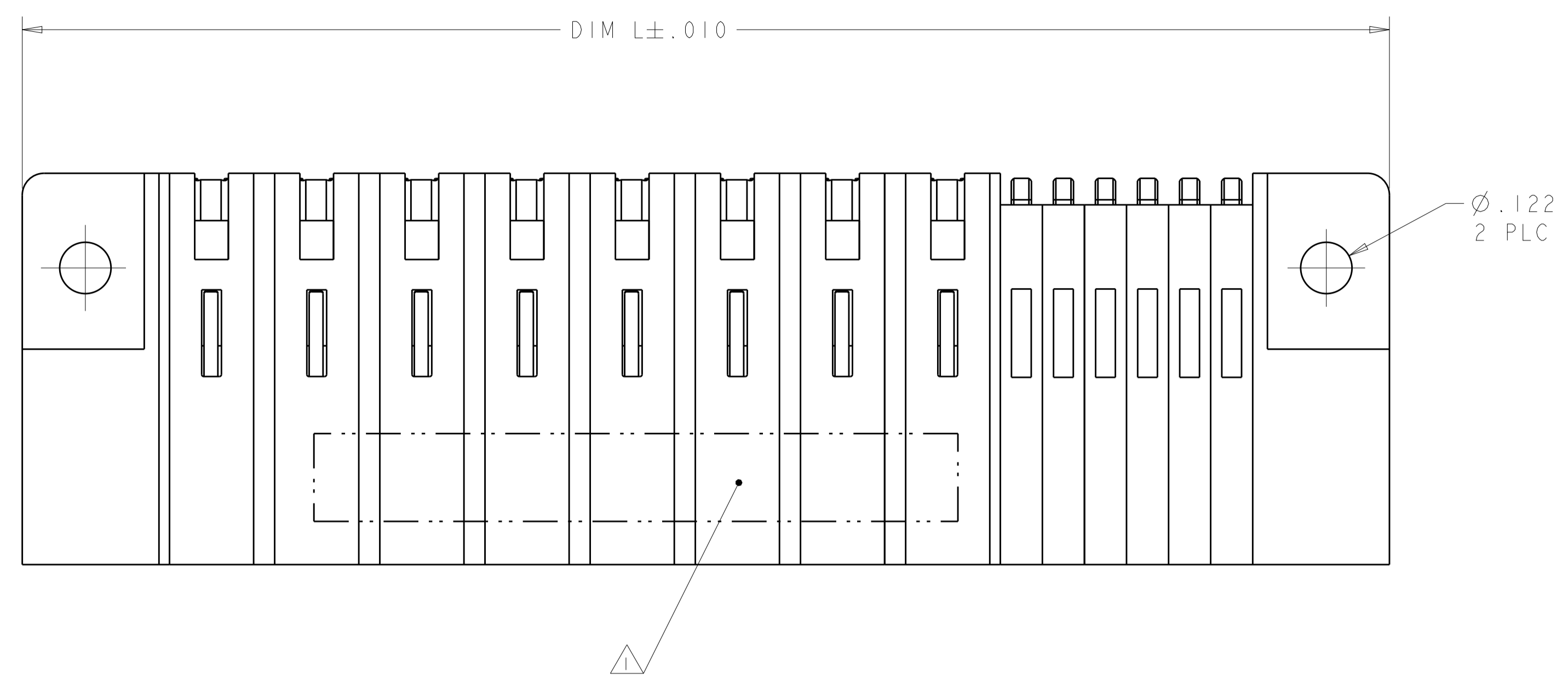
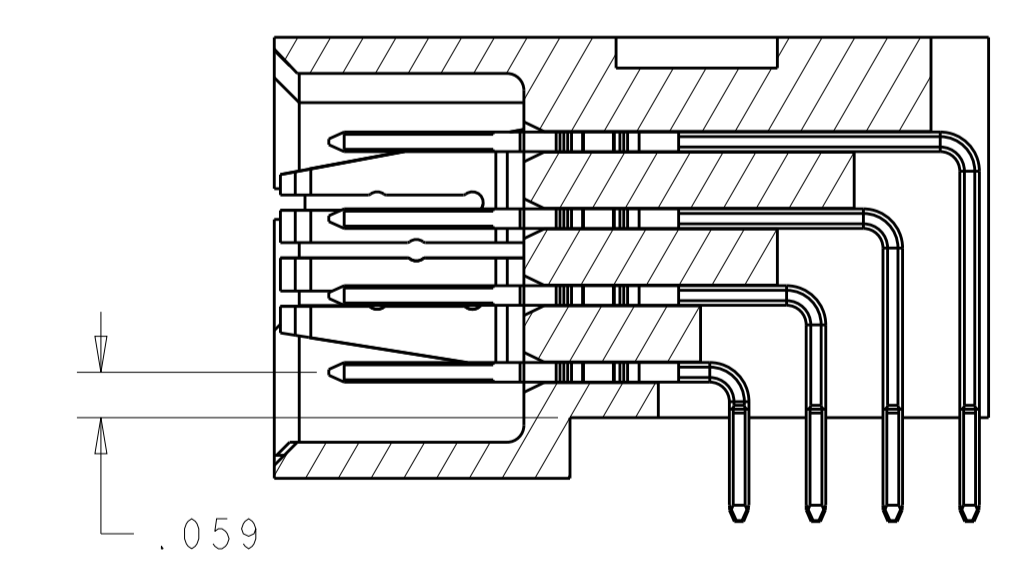
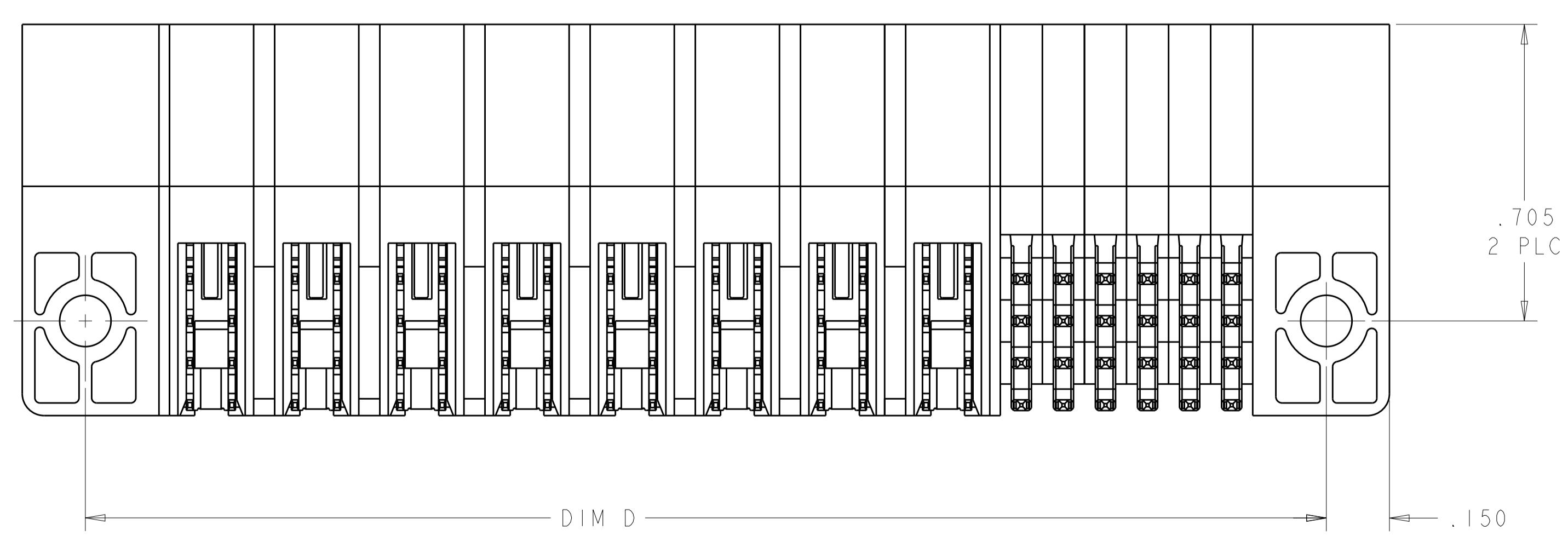
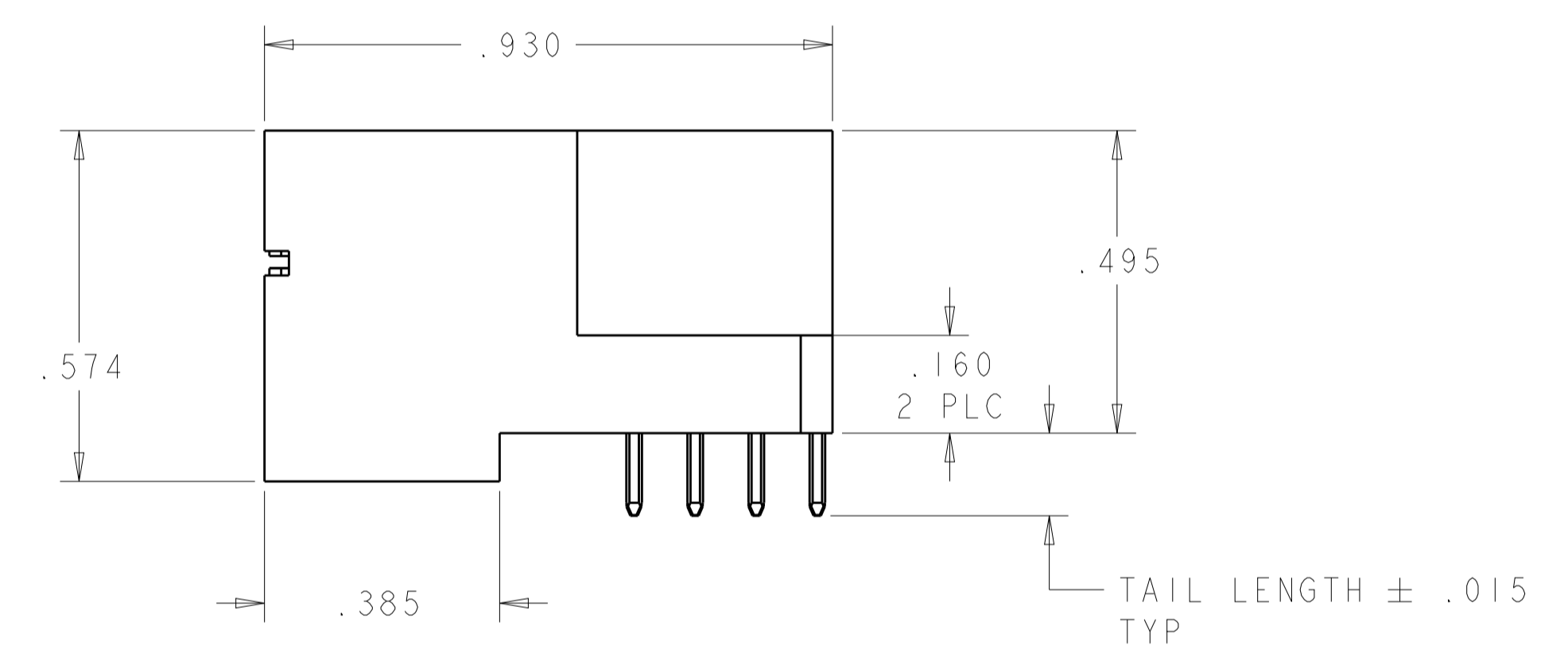
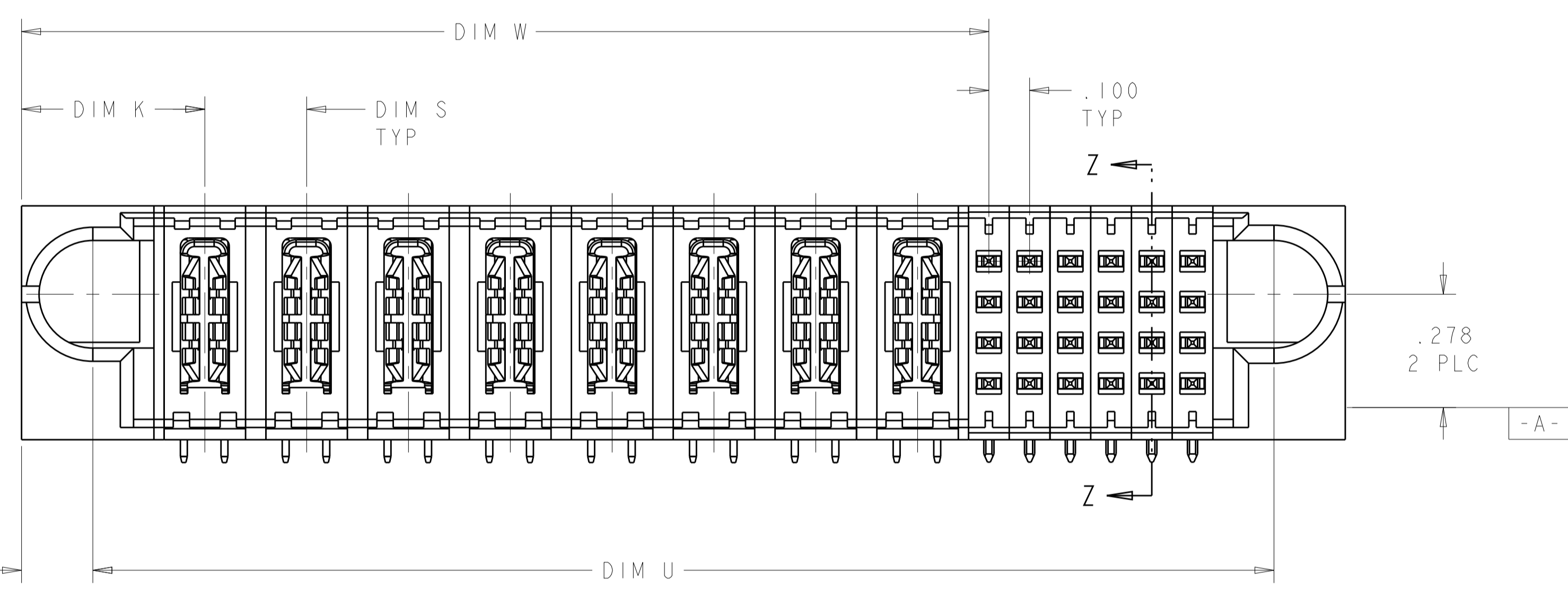


LOC		DIST		REVISIONS			
P	LTN	DESCRIPTION	DATE	DWN	APVD		
A		REV PER OS12-0650-04	22MAR2005	RG	MP		
B		REV PER ECR-06-005769	09MAR2006	SZ	SY		
B1		ADDED NEW DASH NUMBER	21MAY2008	HL	SY		
C		REV PER ECR-08-013278	26MAY2008	HL	SY		



- 1 "AMP", PART NUMBER, AND DATE CODE TO BE MARKED IN AREA SHOWN
- 2 MATERIAL: HOUSING - GLASS FILLED HIGH TEMP THERMO PLASTIC, UL94 V-0
SIGNAL CONTACT - COPPER ALLOY
POWER CONTACT - HIGH CONDUCTIVITY COPPER ALLOY
- 3 CONTACT PLATING: NOBLE METAL PLATING ON CONTACT FUNCTIONAL AREA OF POWER AND SIGNAL CONTACTS
- 4 MECHANICAL CONNECTOR KEEP OUT ZONE.
- 5 DATUM AND BASIC DIMENSIONS ESTABLISHED BY CUSTOMER.
- 6 PCB -ALL HOLE DIAMETERS ARE FINISHED HOLE SIZES
- 7 PCB - .0453 ±.0010 DRILLED HOLES PLATED WITH .0003 MIN Sn OVER .001-.003 CU PLATING TO ACHIEVE .040±.003 DIAMETER HOLE
- 8 HEADER WITH HOLD DOWN AND MOUNTING HOLE



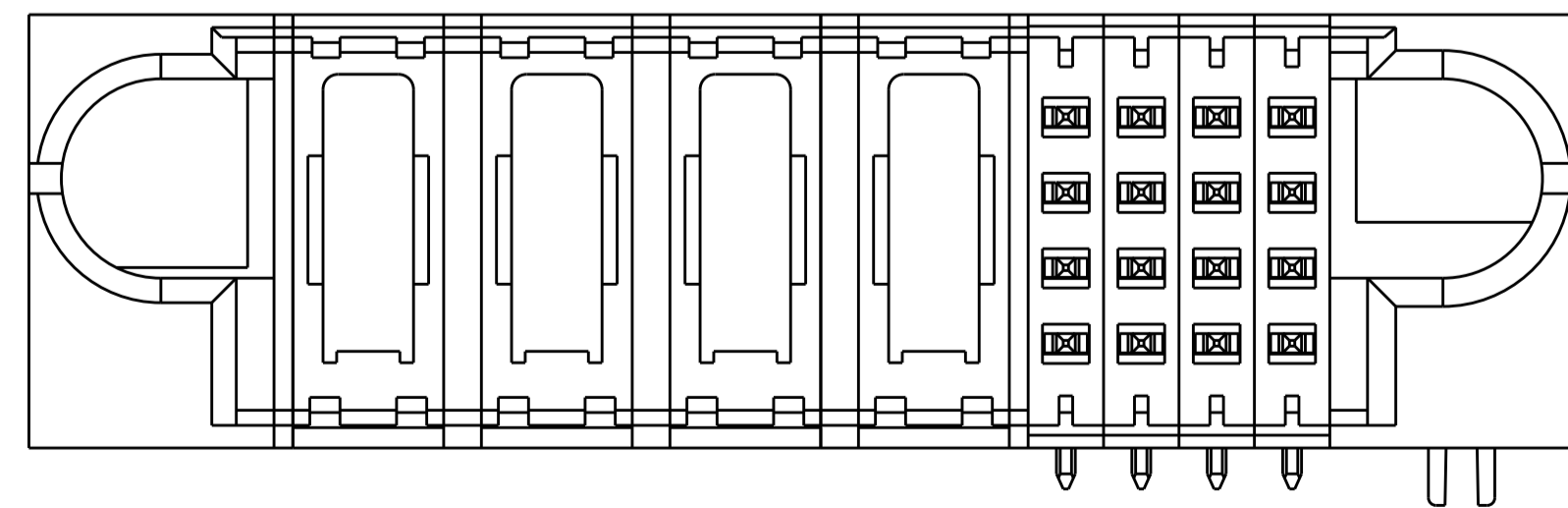
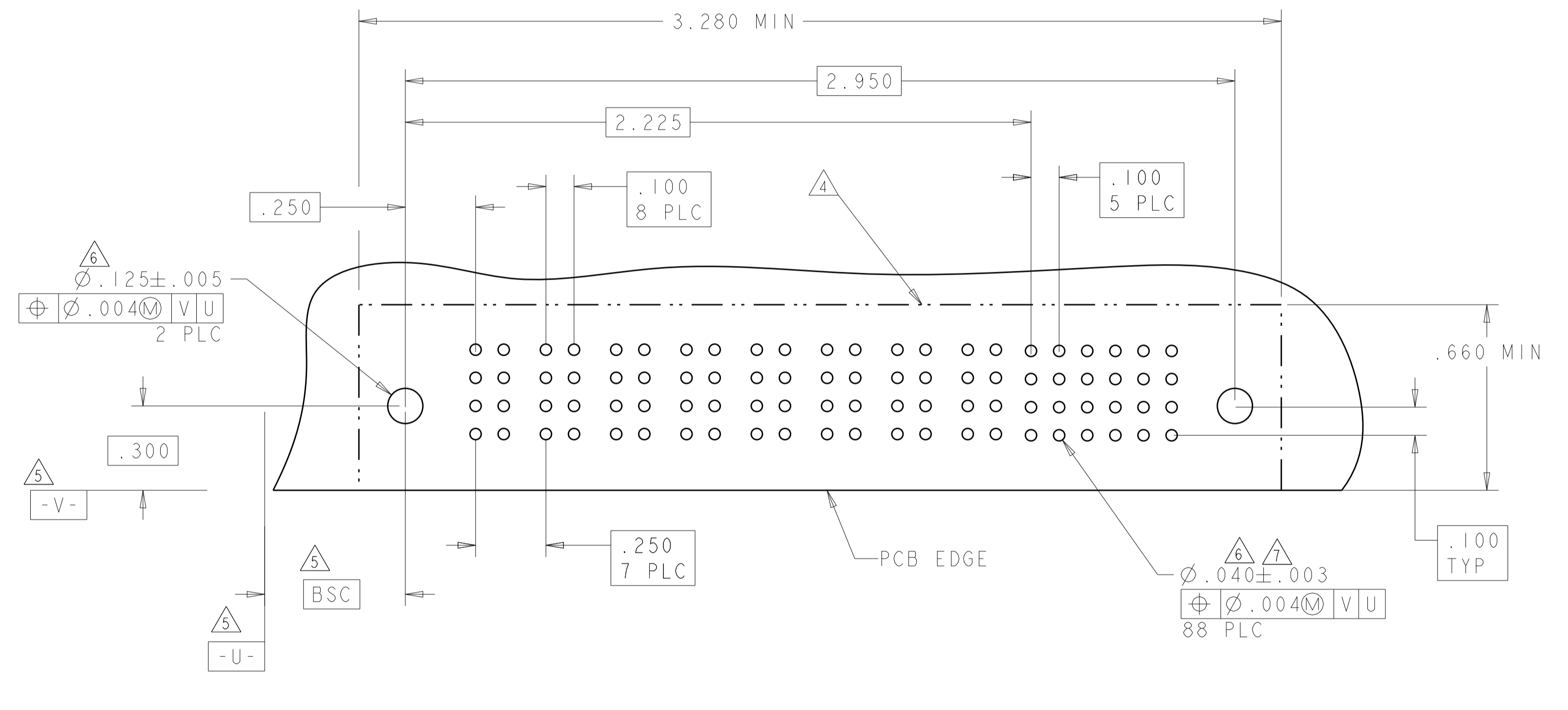
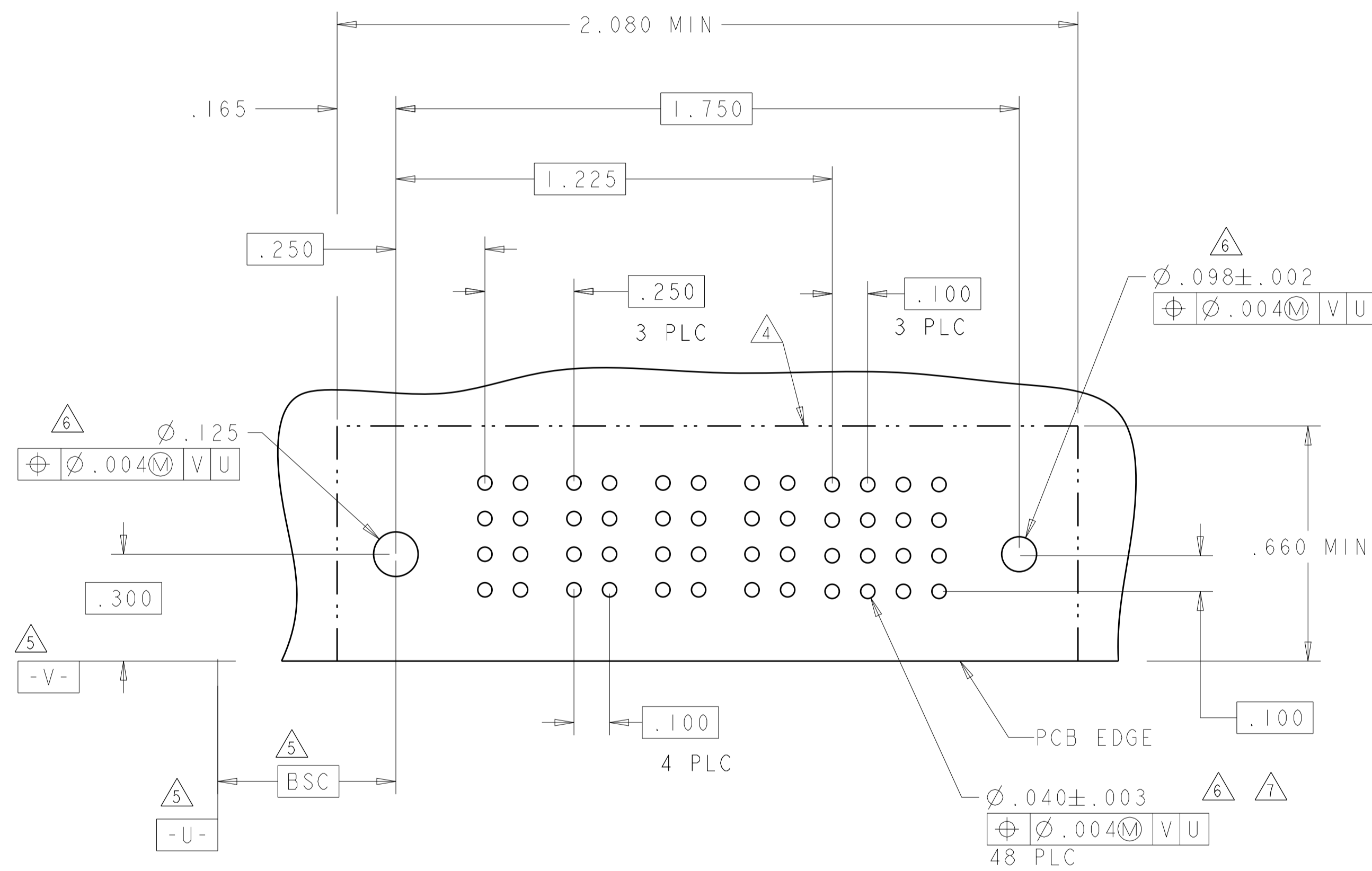
.200	1.225	1.650	1.700	.450	2.000	4P + 20S	6450232-5
.200	2.425	2.950	3.000	.450	3.300	10HDP + 24S	6450232-3
.250	2.375	2.900	2.950	.450	3.250	8P + 24S	6450232-2
.250	1.375	1.700	1.750	.450	2.050	4P + 16S	6450232-1
DIM S	DIM W	DIM U	DIM D	DIM K	DIM L	DESCRIPTION	PART NUMBER

DIMENSIONS: INCHES 		TOLERANCES UNLESS OTHERWISE SPECIFIED: 0 PLC ±. 1 PLC ±.01 2 PLC ±.005 3 PLC ±.002 4 PLC ±.002 ANGLES ±.020 FINISH		DWN R. GRZYBOWSKI CHK M. PERCHERKE APVD M. PERCHERKE PRODUCT SPEC 108-1973 APPLICATION SPEC 114-13038 WEIGHT CUSTOMER DRAWING		Z2MAR05 22MAR05 NAME RIGHT ANGLE SOLDER HEADER ASSEMBLY MULTI-BEAM XL SIZE A1 CAGE CODE 00779 DRAWING NO 6450232 SCALE 4:1 SHEET 1 OF 3 REV C1	
Tyco Electronics Corporation Shanghai, P.R. China, 200233				Tyco Electronics Corporation Shanghai, P.R. China, 200233			

LOC	DIST	REV	DATE	BY	APPD
ES	00				
REVISIONS			DESCRIPTION	DATE	BY
-			SEE SHEET 1	-	-

PART NUMBER	ROWS	POWER				SIGNAL			
		P1	P2	P3	P4	1	2	3	4
6450232-1	D	PM	PM	PM	PM	J	J	J	J
	C					K	K	K	K
	B					N	N	N	N
	A					H	S	S	S
4P + 16S									

PART NUMBER	ROWS	POWER								SIGNAL					
		P1	P2	P3	P4	P5	P6	P7	P8	1	2	3	4	5	6
6450232-2	D	PM	PM	PM	PM	PM	PM	PM	PM	J	J	J	J	J	J
	C									K	K	K	K	K	K
	B									N	N	N	N	N	N
	A									H	S	S	S	S	S
8P + 24S															



6450232-1 ONLY
W/HOLD DOWN AND .122 DIA MOUNTING HOLE

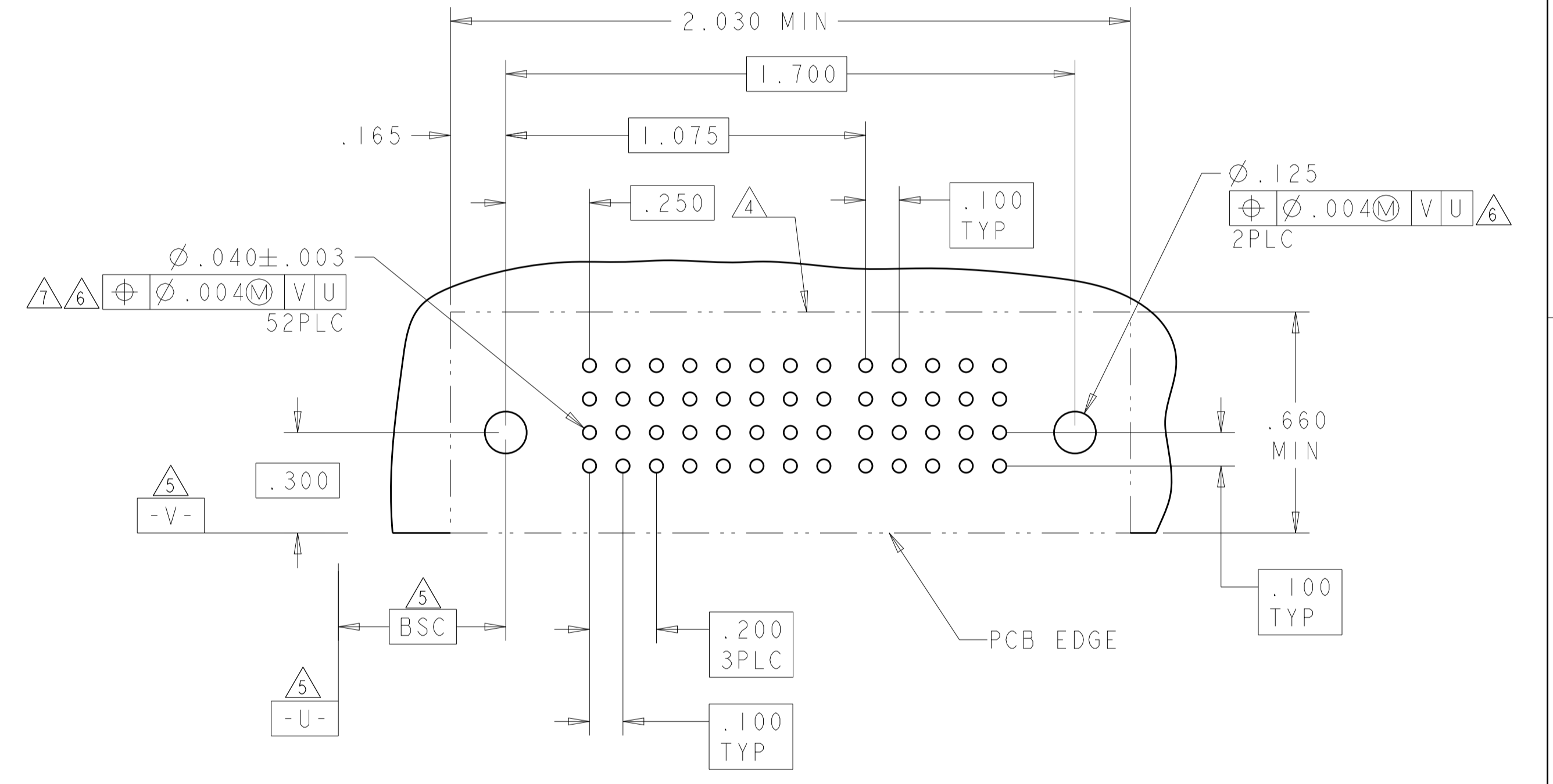
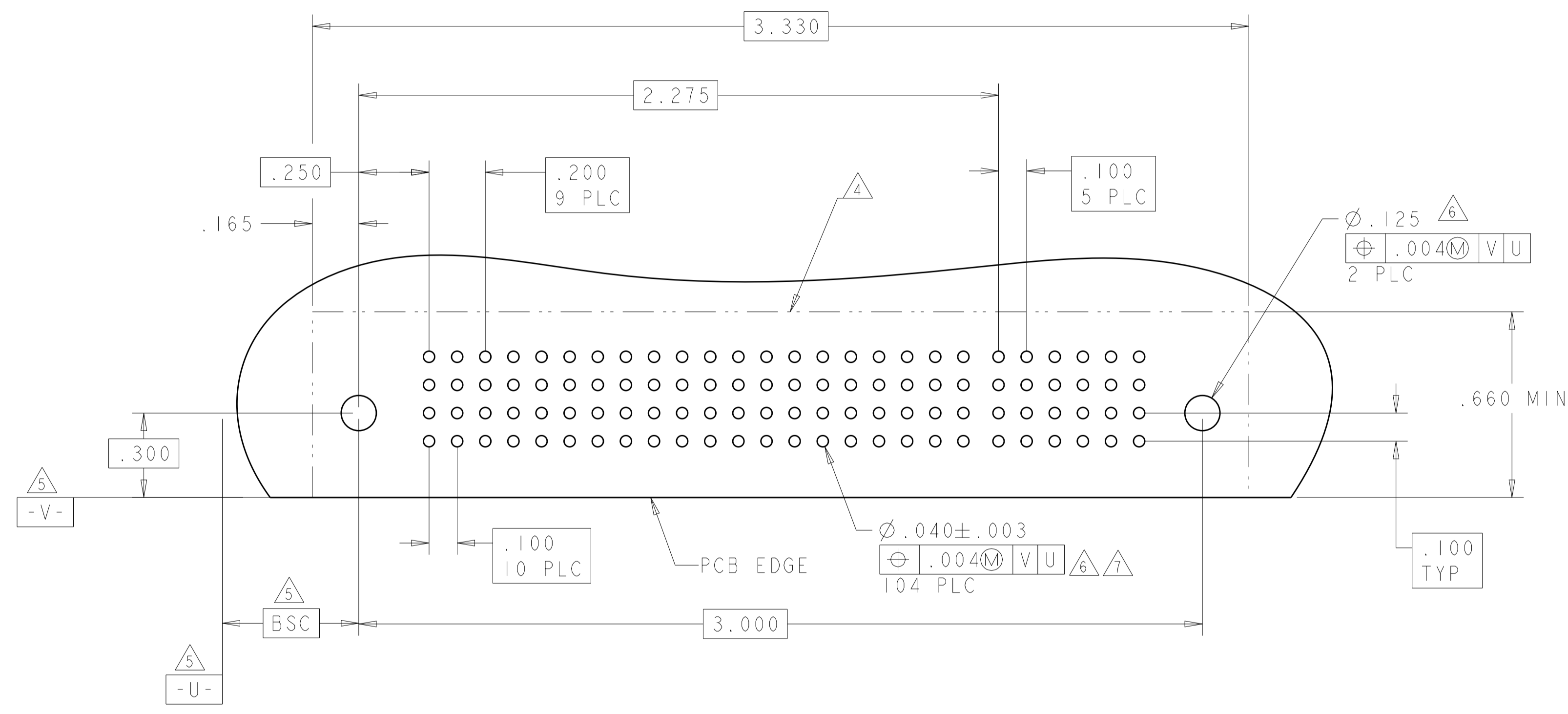
-	HOUSING, RIGHT ANGLE HEADER, MULTI-BEAM XL	HOUSING
STD	SIGNAL CONTACT, ROW D	J
STD	SIGNAL CONTACT, ROW C	K
STD	SIGNAL CONTACT, ROW B	N
MLBF	SIGNAL CONTACT, ROW A	H
STD	SIGNAL CONTACT, ROW A	S
-	POWER CONTACT	PM
MATING SEQUENCE	DESCRIPTION	IDENTIFIER

DIMENSIONS:		TOLERANCES UNLESS OTHERWISE SPECIFIED:		DWN R. GRZYBOWSKI 22MAR05		Tyco Electronics Corporation	
INCHES		0 PLC ±.01		CHK M. PERCHERKE 22MAR05		Shanghai, P.R. China. 200233	
MATERIAL		1 PLC ±.01		APVD		NAME	
		3 PLC ±.005		PRODUCT SPEC		RIGHT ANGLE SOLDER HEADER ASSEMBLY	
		4 PLC ±.0020		APPLICATION SPEC		MULTI-BEAM XL	
		ANGLES		114-13038		SIZE CAGE CODE DRAWING NO	
		FINISH		WEIGHT		RESTRICTED TO	
				CUSTOMER DRAWING		A 00779 6450232	
				SCALE 4:1		SHEET 2 OF 3	

LOC	DIST	REVISIONS			
P	LTN	DESCRIPTION	DATE	DMN	APVD
ES	00	SEE SHEET 1			

PART NUMBER	ROWS	POWER										SIGNAL					
		P1	P2	P3	P4	P5	P6	P7	P8	P9	P10	1	2	3	4	5	6
6450232-3	D C B A	PM	PM	PM	PM	PM	PM	PM	PM	PM	PM	J	J	J	J	J	J
		PM	PM	PM	PM	PM	PM	PM	PM	PM	PM	K	K	K	K	K	K
		PM	PM	PM	PM	PM	PM	PM	PM	PM	PM	N	N	N	N	N	N
10HDP + 24S											H	S	S	S	S	S	

PART NUMBER	ROWS	POWER				SIGNAL				
		P1	P2	P3	P4	1	2	3	4	5
6450232-5	D C B A	PM	PM	PM	PM	J	J	J	J	J
		PM	PM	PM	PM	K	K	K	K	K
		PM	PM	PM	PM	N	N	N	N	N
4P + 20S						H	H	H	H	H



<small>THIS DRAWING IS UNPUBLISHED. RELEASED FOR PUBLICATION. IT IS THE PROPERTY OF TYCO ELECTRONICS CORPORATION. IT IS SUBJECT TO CHANGE AND WITHOUT WARRANTY. REVISIONS AND/OR MODIFICATIONS SHALL BE CONTACTED FOR THE LATEST REVISION.</small>		DWN: R. GRZYBOWSKI 22MAR05 CHK: M. PERCHERKE 22MAR05 APVD: M. PERCHERKE	Tyco Electronics Corporation Shanghai, P.R. China. 200233
DIMENSIONS: INCHES	TOLERANCES UNLESS OTHERWISE SPECIFIED: 0 PLC ±. 1 PLC ±.01 2 PLC ±.01 3 PLC ±.005 4 PLC ±.0020 ANGLES ±.2°	NAME: RIGHT ANGLE SOLDER HEADER ASSEMBLY MULTI-BEAM XL PRODUCT SPEC: 108-1973 APPLICATION SPEC: 114-13038 WEIGHT:	SIZE: A CAGE CODE: 00779 DRAWING NO: 6450232 RESTRICTED TO:
MATERIAL:	FINISH:	CUSTOMER DRAWING	SCALE: 4:1 SHEET: 3 OF 3 REV: C1