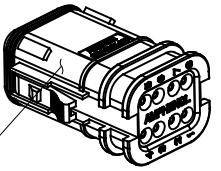
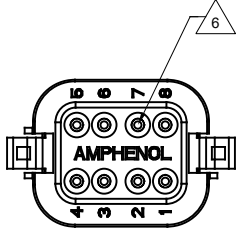
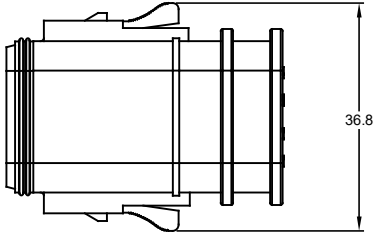
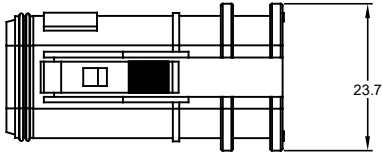
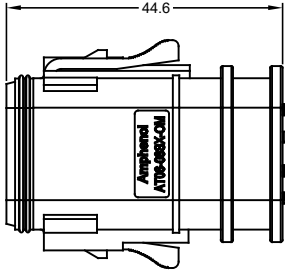
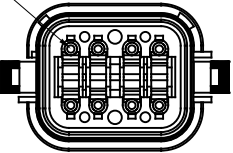


REVISIONS					
REV	ECO	DESCRIPTION	DATE	BY	APPR
A1	-	RELEASE	5JUL17	JAH	



REFER TO PART NUMBER CHART FOR AVAILABLE CONNECTOR COLORS

REQUIRES CONTACT RETENTION WEDGE AW8S



NOTES: UNLESS OTHERWISE SPECIFIED

- MATERIAL:  
HOUSING: PA66 GF15  
SEE SHEET 2 FOR KEY ARRANGEMENTS AND COLORS  
SEALS: SILICONE RUBBER
- MODIFICATIONS: FOR OVER MOLDING
- SPECIFICATIONS:  
3.1 CURRENT RATING: 13 AMPS  
3.2 OPERATING TEMPERATURE: -55°C TO +125°C  
3.3 DIELECTRIC WITHSTANDING VOLTAGE: LESS THAN 2 MILLIAMPS CURRENT LEAKAGE @ 1500 VOLTS AC.  
3.4 INSULATION RESISTANCE: 1000 MEGOHMS MIN @ 25°C.  
3.5 MOISTURE RESISTANCE: IP67 ( MATED CONDITION )  
3.6 MATING CYCLE DURABILITY: 100 CYCLES  
3.7 RoHS COMPLIANT
- MATING PART: AT04-08P\* RECEPTACLE  
( X = A,B,C,D KEYS; \* = MODIFICATIONS AND COLORS )
- ALL DIMENSIONS ARE FOR REFERENCE USE ONLY.

6 CONTACT SIZE AND REAR SEAL WIRE RANGE:

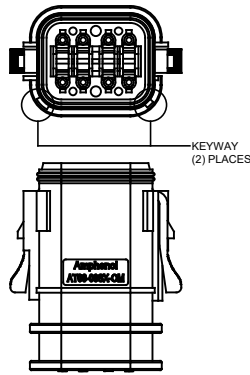
CONTACT SIZE	MIN. INSUL O.D.	MAX. INSUL O.D.	TYPICAL WIRE RANGE
16	2.24 mm (.088 in)	3.68 mm (.145 in)	14 - 20 AWG

TITLE: PLUG, 8 SOCKET, OVER-MOLDING, AT SERIES  
DWG NO.: AT06-08SX-OMXXX  
REV: A1  
SH: 1  
QF: 2

QUANTITY	PART NUMBER	DESCRIPTION	ITEM												
<b>MATERIALS LIST</b>															
<small>UNLESS OTHERWISE SPECIFIED:</small> 1) All dimensions are in metric (mm). 2) Tolerances are as follows: 1 PL DEC ±0.30   Fractions ±1/64 2 PL DEC ±0.15   Angles ±1° 3 PL DEC ±0.08 3) Note reference =		<table border="1"> <tr> <th>SIGNATURES</th> <th>DATE</th> </tr> <tr> <td>DRAWN: J. HEAD</td> <td>5JUL2017</td> </tr> <tr> <td>CHECKED: -</td> <td>-</td> </tr> <tr> <td>ENGINEER: -</td> <td>-</td> </tr> <tr> <td>APPROVAL: -</td> <td>-</td> </tr> <tr> <td>CUSTOMER:</td> <td>-</td> </tr> </table>		SIGNATURES	DATE	DRAWN: J. HEAD	5JUL2017	CHECKED: -	-	ENGINEER: -	-	APPROVAL: -	-	CUSTOMER:	-
SIGNATURES	DATE														
DRAWN: J. HEAD	5JUL2017														
CHECKED: -	-														
ENGINEER: -	-														
APPROVAL: -	-														
CUSTOMER:	-														
MATERIAL SPECIFICATIONS:		<div style="text-align: center;"> <h1>Amphenol</h1> <p>Sine Systems - www.amphenol-sine.com 44724 Morley Drive Clinton Township, MI 48036</p> </div> <p>PLUG, 8 SOCKET, OVER-MOLDING, AT SERIES</p>													
PROCESS SPECIFICATIONS:															
NEXT ASSY:															
<small>THIS DRAWING IS SUPPLIED FOR INFORMATION ONLY. DESIGN FEATURES, SPECIFICATIONS AND PERFORMANCE DATA SHOWN HEREON ARE THE PROPERTY OF THE AMPHENOL CORPORATION. NO RIGHTS OF REPRODUCTION ARE IMPLIED. ALL DIMENSIONS ARE SUBJECT TO NORMAL MANUFACTURING VARIATIONS.</small>		<table border="1"> <tr> <td>SIZE</td> <td>TYPE</td> <td>DWG NO.</td> <td>REVISION</td> </tr> <tr> <td>B</td> <td>C-</td> <td>AT06-08SX-OMXXX</td> <td>A1</td> </tr> </table>	SIZE	TYPE	DWG NO.	REVISION	B	C-	AT06-08SX-OMXXX	A1					
SIZE	TYPE	DWG NO.	REVISION												
B	C-	AT06-08SX-OMXXX	A1												
SCALE: NONE		SHEET 1 OF 2													

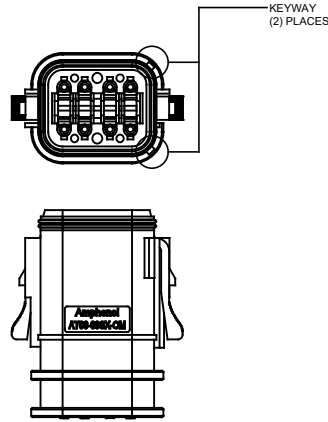
REVISIONS					
REV	ECO	DESCRIPTION	DATE	BY	APPR
A1	-	RELEASE	5JUL17	JAH	

P/N AT06-08SA-OMXXX  
KEY-A CONFIGURATION  
COLOR: GREY



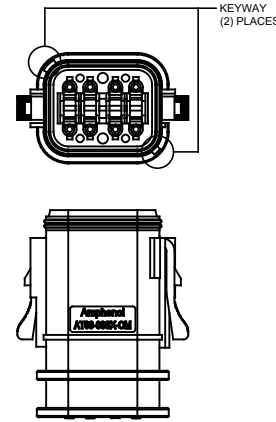
KEY-A CONFIGURATION	
COLOR	PART NUMBER
<b>* GREY</b>	<b>AT06-08SA-OMGRY</b>
BLACK	AT06-08SA-OMBLK
GREEN	AT06-08SA-OMGRN
BROWN	AT06-08SA-OMBRN

P/N AT06-08SB-OMXXX  
KEY-B CONFIGURATION  
COLOR: BLACK



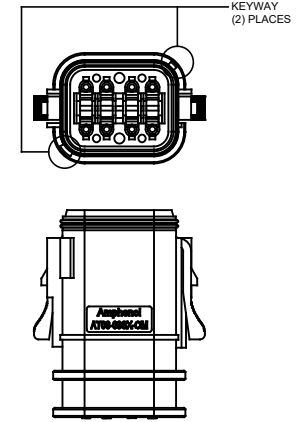
KEY-B CONFIGURATION	
COLOR	PART NUMBER
GREY	AT06-08SB-OMGRY
<b>* BLACK</b>	<b>AT06-08SB-OMBLK</b>
GREEN	AT06-08SB-OMGRN
BROWN	AT06-08SB-OMBRN

P/N AT06-08SC-OMXXX  
KEY-C CONFIGURATION  
COLOR: GREEN



KEY-C CONFIGURATION	
COLOR	PART NUMBER
GREY	AT06-08SC-OMGRY
BLACK	AT06-08SC-OMBLK
<b>* GREEN</b>	<b>AT06-08SC-OMGRN</b>
BROWN	AT06-08SC-OMBRN

P/N AT06-08SD-OMXXX  
KEY-D CONFIGURATION  
COLOR: BROWN



KEY-D CONFIGURATION	
COLOR	PART NUMBER
GREY	AT06-08SD-OMGRY
BLACK	AT06-08SD-OMBLK
GREEN	AT06-08SD-OMGRN
<b>* BROWN</b>	<b>AT06-08SD-OMBRN</b>

NOTE:

AN ASTERISKS ( \* ) PLACED BEFORE THE COLOR DENOTES THE STANDARD MOLDED COLOR OF THE CONNECTORS SHOWN ABOVE.

OTHER COLORS SHOWN ARE AVAILABLE VIA SPECIAL ORDER.

SEE CHART		DESCRIPTION		ITEM
QUANTITY	PART NUMBER			
<b>MATERIALS LIST</b>				
<small>UNLESS OTHERWISE SPECIFIED</small> 1) All dimensions are in metric(mm). 2) Tolerances are as follows: 1 PL DEC ±0.30 2 PL DEC ±0.15 3 PL DEC ±0.08 3) Note reference = $\Delta$		SIGNATURES DRAWN: J.HEAD CHECKED: . ENGINEER: APPROVAL: CUSTOMER:		DATE 5JUL2017
MATERIAL SPECIFICATIONS:		<div style="text-align: center;"> <h1>Amphenol</h1> <p>Sine Systems - www.amphenol-sine.com 44724 Morley Drive Clinton Township, MI 48036</p> </div>		
PROCESS SPECIFICATIONS:				
NEXT ASSY:				
THIS DRAWING IS SUPPLIED FOR INFORMATION ONLY. DESIGN FEATURES, SPECIFICATIONS AND PERFORMANCE DATA SHOWN HEREON ARE THE PROPERTY OF THE AMPHENOL CORPORATION. NO RIGHTS OF REPRODUCTION ARE IMPLIED. ALL DIMENSIONS ARE SUBJECT TO NORMAL MANUFACTURING VARIATIONS.		PLUG, 8 SOCKET, OVER-MOLDING, AT SERIES		
SIZE	TYPE	DWG NO.	REVISION	
B C-		AT06-08SX-OMXXX	A1	
SCALE	NONE		SHEET	2 OF 2

TITLE: PLUG, 8 SOCKET, OVER-MOLDING, AT SERIES  
DWG NO.: AT06-08SX-OMXXX  
REV: A1  
SH: 2  
OF: 2