

QT-Brightek LED Panel Light Series

30W LED Panel Light

Part No.: FLP-6060-030-XX

XX (Color Code) = WW/NW/CW

Table of Contents:

Introduction	3
Specification.....	4
Part Number Coding	4
Packing Specification	5
Installation Instruction	6
Revision History	7
Disclaimer	7

Product: FLP-6060-030-XX	Date: October 15, 2013	Page 2 of 7
	Version# 1.0	

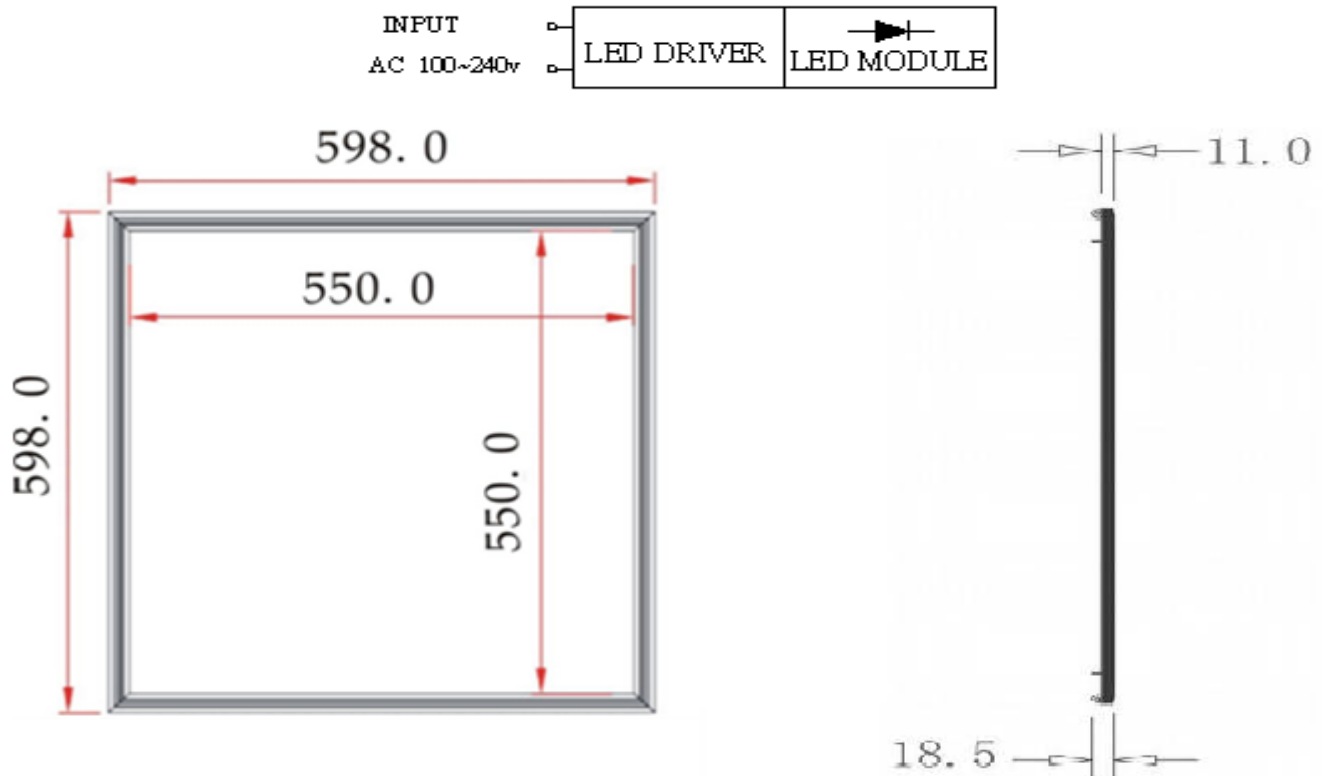
Introduction

Features:

- Energy efficient
- No UV or IR radiation in the beam
- No mercury and other harmful materials
- Easy to install with mounting brackets

Application:

- Household lighting
- General lighting
- Decoration
- Showcase

Outline Dimensions:

All dimensions are in millimeters
Tolerances are ± 2.0 mm unless otherwise noted

Specification

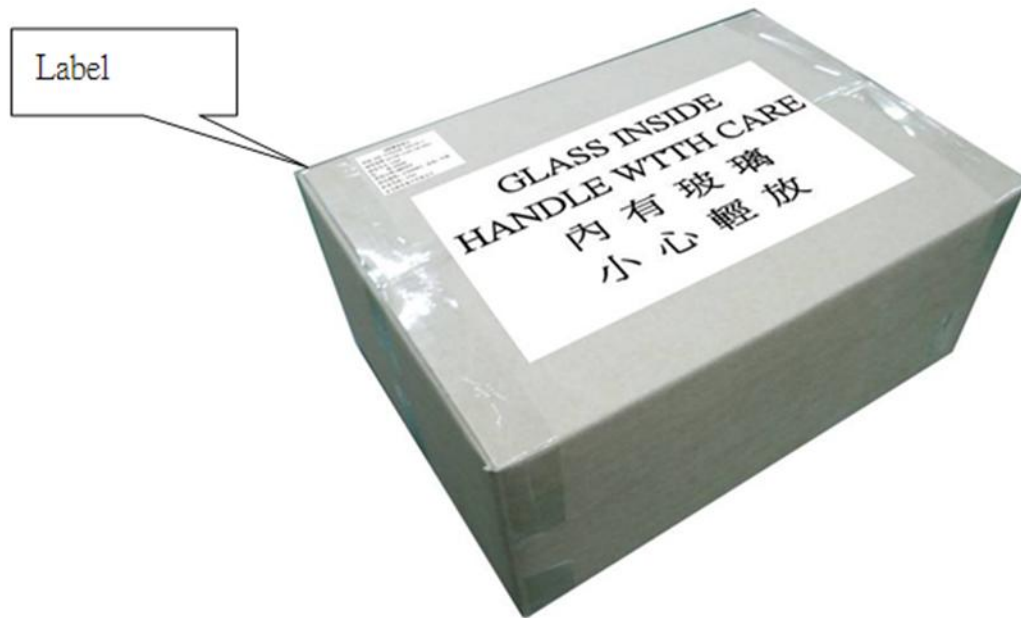
Part Number	FLP-6060-030-WW	FLP-6060-030-NW	FLP-6060-030-CW
Input Voltage	AC 100V ~ 240V		
Total Power Dissipation	30W (Typ.)		
Luminous Flux	1950lm (typ.)	2000lm (typ.)	2100lm (typ.)
CCT	Warm White (2700K typ.)	Natural White (4000K typ.)	Cool White (5700K typ.)
CRI	≥70		
Beam Angle	111°		
Operating Temperature Range	-25°C ~ +50°C		
Storage Temperature Range	-25°C ~ +60°C		
Lifespan	20000 ~ 30000 Hours		

Part Number Coding

FLP - 6060 - 030 - XX
 1 2 3 4

	Code	Description
1: Product Series	FLP	Panel Light
2: Dimension	6060	600mm x 600mm
3: Power Consumption	030	30W
4: CCT	XX	WW: Warm White
		NW: Natural White
		CW: Cool White

Packing Specification

**Remark:**

- Three Layer Package
- Inner EPE Holder
- Inner Carton: 700x700x55 mm
- Outer Carton: 710x710x250 mm
- Qty/Carton: 4pcs/carton
- Weight: 20kg

Product: FLP-6060-030-XX	Date: October 15, 2013	Page 5 of 7
	Version# 1.0	

Installation Instruction

Electrical Parameter:

INPUT VOLTAGE: AC100~240V 50/60Hz POWER: 30W

LENGTH: 600*600mm

Attention: Make sure the power is off before starting any installation or attempting any maintenance. This luminaire is designed for indoor lighting. All work should be done by a qualified electrician. In case you find any abnormal or any operation problem, please contact QT-Brighttek. Best results will be obtained if installed and maintained as the following recommendations:

Installation (1)




Figure (1)




Figure (2)

Installation (2)



Note

The LEDs better be kept at $\leq 30^{\circ}\text{C}$ & $\leq 60\%\text{RH}$.

Please avoid conditions which may cause the LEDs being corroded or discolored. The corrosion or discoloration might lower solderability or affect optical characteristics.

Please avoid rapid transition in ambient temperature, especially in high humidity environments where condensation can occur.

Product: FLP-6060-030-XX	Date: October 15, 2013	Page 6 of 7
	Version# 1.0	

Revision History

Description:	Revision #	Revision Date
New Release of FLP-6060-030-XX	V1.0	10/15/2013

Disclaimer

QT-BRIGHTTEK reserves the right to make changes without further notice to any products herein to improve reliability, function or design. QT-BRIGHTTEK does not assume any liability arising out of the application or use of any product or circuit described herein; neither does it convey any license under its patent rights, nor the rights of others.

Life Support Policy

QT-BRIGHTTEK's products are not authorized for use as critical components in life support devices or systems without the express written approval of QT-BRIGHTTEK. As used herein:

1. Life support devices or systems are devices or systems which, (a) are intended for surgical implant into the body, or (b) support or sustain life, and (c) whose failure to perform when properly used in accordance with instructions for use provided in the labeling, can be reasonably expected to result in a significant injury of the user.
2. A critical component in any component of a life support device or system whose failure to perform can be reasonably expected to cause the failure of the life support device or system, or to affect its safety or effectiveness.

Product: FLP-6060-030-XX	Date: October 15, 2013	Page 7 of 7
	Version# 1.0	