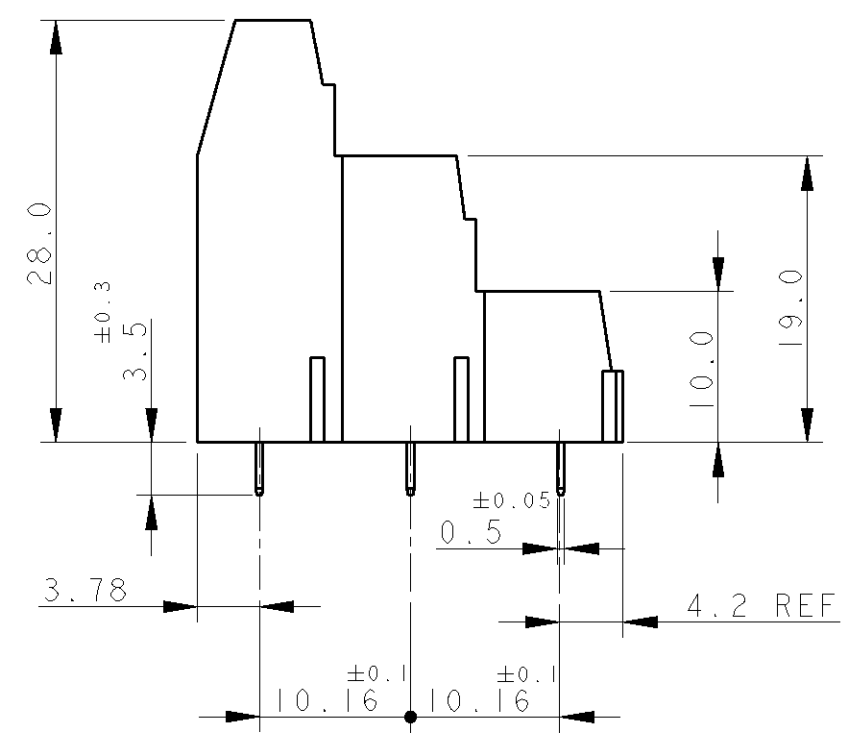
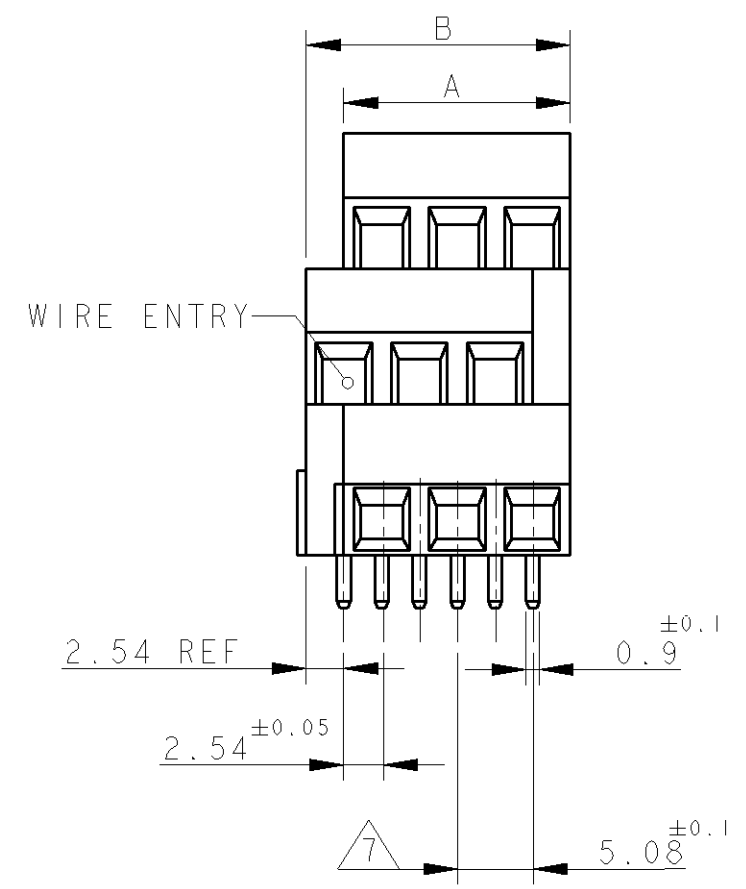
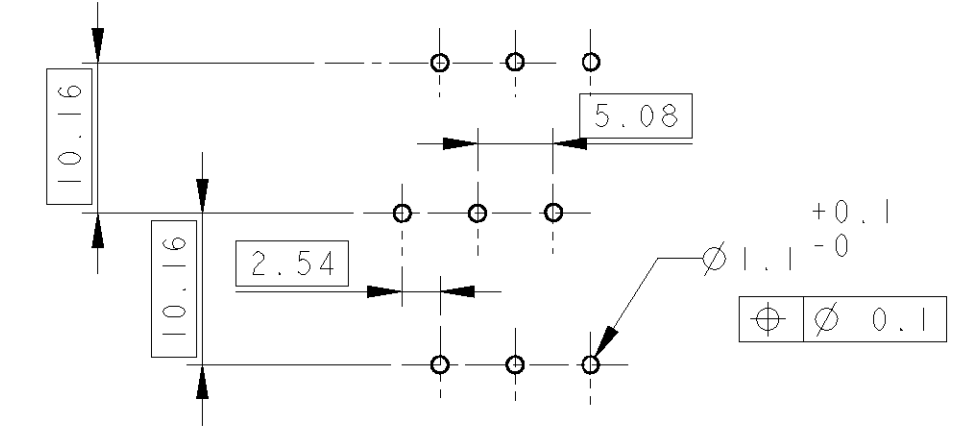


THIS DRAWING IS UNPUBLISHED. RELEASED FOR PUBLICATION 20
 © COPYRIGHT 20 BY TYCO ELECTRONICS CORPORATION. ALL RIGHTS RESERVED.

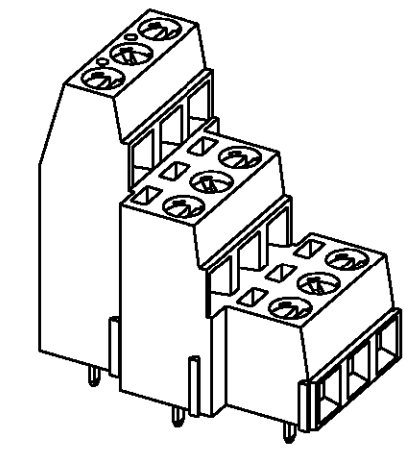
| LOC | DIST | REVISIONS | | | |
|-----|------|-------------|--------------------------|-----------|-------|
| P | LTR | DESCRIPTION | DATE | DWN | APVD |
| FT | 0 | B | REVISED PER 0G3B-0119-01 | 04FEB2002 | EZ DB |



RECOMMENDED PC BOARD LAYOUT

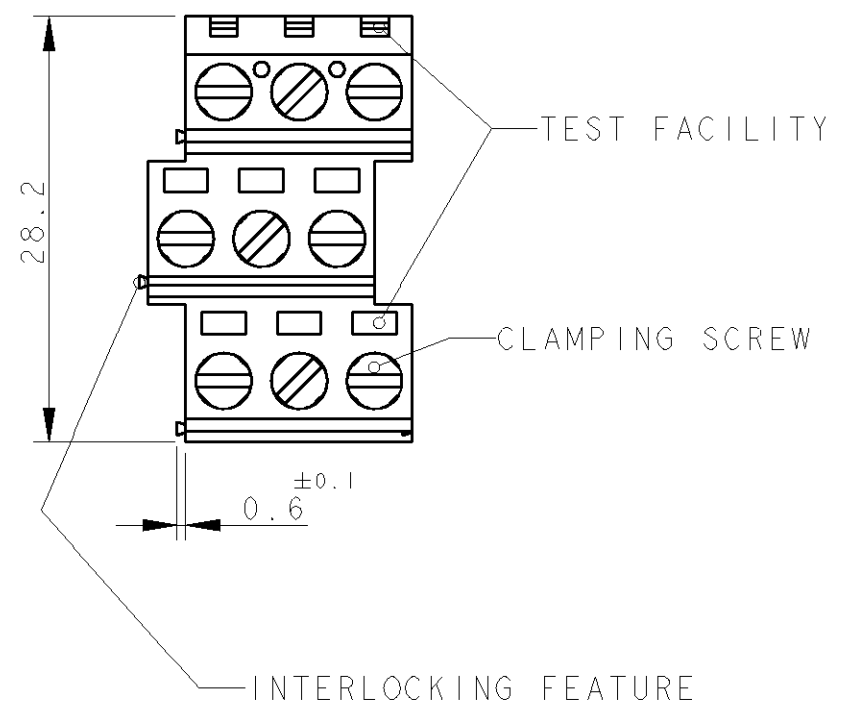


- 1 MATERIALS AND FINISH
 HOUSING: PA 6-6, UL 94-V0
 COLOR: GREEN
 CLAMP: BRASS, NICKEL PLATED.
 TERMINAL: BRASS, TIN PLATED.
 CLAMPING SCREW: M3, BRASS, NICKEL PLATED.
 - 2 SUITABLE FOR 1,6-2,4mm PC BOARD THICKNESS.
 - 3 END-TO-END STACKABLE W/INTERLOCK WITHOUT LOSS OF CENTERLINE SPACING.
 - 4 WIRE SIZE RANGE
 12 - 30 AWG
 - 5 RECOGNIZED UNDER THE COMPONENT PROGRAM OF UNDERWRITERS LABORATORIES INC. , FILE N° E60677.
 - 6 IMO CERTIFICATE WITH SURVEILLANCE IN CONFORMITY WITH IEC 998-17/998-2-1.
- 7 NOT CUMULATIVE TOLERANCE.



282877-3 AS SHOWN

| DIM. B | DIM. A | N° OF POS. | PART NUMBER |
|--------|--------|------------|-------------|
| 17.78 | 15.24 | 3 | 3-282877-0 |
| 17.78 | 15.24 | 3 | 282877-3 |
| 12.70 | 10.16 | 2 | 282877-2 |



| | | | | | |
|---|--|--|--|--|--|
| <small>THIS DRAWING IS A CONTROLLED DOCUMENT FOR TYCO ELECTRONICS CORPORATION IT IS SUBJECT TO CHANGE AND THE CONTROLLING ENGINEERING ORGANIZATION SHOULD BE CONTACTED FOR THE LATEST REVISION.</small> | | DWN 04FEB2002 E. ZANOLINI CHK 04FEB2002 E. ZANOLINI APVD 04FEB2002 D. BIEVENOUR | | BUCHANAN Tyco Electronics Harrisburg, PA 17105-3608 | |
| DIMENSIONS: mm | | TOLERANCES UNLESS OTHERWISE SPECIFIED: 0 PLC ±- 1 PLC ±.3 2 PLC ±.25 3 PLC ±- 4 PLC ±- ANGLES ±2 | | NAME TERMINAL BLOCK, PCB MOUNT THREE LEVEL STACKING W/INTERLOCK, 5.08mm PITCH | |
| MATERIAL | | FINISH | | PRODUCT SPEC 108-20166 APPLICATION SPEC 114-20079 WEIGHT - | |
| CUSTOMER DRAWING | | | | SIZE A3 CAGE CODE 00779 DRAWING NO C=282877 RESTRICTED TO - | |
| SCALE 2:1 | | | | SHEET 1 OF 1 REV B | |