

# Panel feed-through terminal block - TW 95/ 3-CL - 1708754

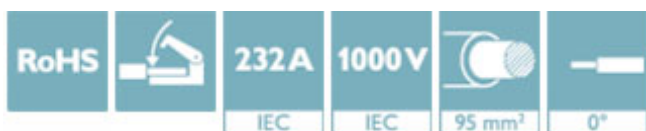
Please be informed that the data shown in this PDF Document is generated from our Online Catalog. Please find the complete data in the user's documentation. Our General Terms of Use for Downloads are valid (<http://phoenixcontact.com/download>)



Panel feed-through terminal block, connection method: T-LOX knee lever connection, Cable lug connection, number of positions: 3, load current: 232 A, cross section: 25 mm<sup>2</sup> - 95 mm<sup>2</sup>, AWG 4 - 3/0, connection direction of the conductor to plug-in direction: 0 °, width: 97 mm, color: gray

## Why buy this product

- Lever actuation enables time-saving and smooth connection of large conductors
- Defined contact force ensures that contact remains stable over the long term
- 90° open clamping space allows the conductor to be conveniently swiveled
- Quick, tool-free mounting on the housing wall using a fixing wedge



## Key Commercial Data

Packing unit	5 STK
Minimum order quantity	5 STK
GTIN	
GTIN	4055626020396

## Technical data

### General

Number of levels	1
Number of connections	2
Nominal cross section	95 mm <sup>2</sup>
Color	gray
Insulating material	PA
Flammability rating according to UL 94	V0
Degree of pollution	3
Overvoltage category	III
Insulating material group	I
Connection in acc. with standard	IEC 60947-7-1
Nominal current I <sub>N</sub>	232 A

# Panel feed-through terminal block - TW 95/ 3-CL - 1708754

## Technical data

### General

Maximum load current	232 A
Nominal voltage U <sub>N</sub>	1000 V
Open side panel	No
Number of positions	3

### Dimensions

Width	97 mm
Length	120.05 mm
Pitch	25 mm
Plate thickness	1 mm ... 5 mm

### Connection data

Connection side	outside
Connection method	T-LOX knee lever connection
Note	Note: Product releases, connection cross sections and notes on connecting aluminum cables can be found in the download area.
Conductor cross section solid min.	25 mm <sup>2</sup>
Conductor cross section solid max.	95 mm <sup>2</sup>
Conductor cross section flexible min.	25 mm <sup>2</sup>
Conductor cross section flexible max.	95 mm <sup>2</sup>
Conductor cross section AWG min.	4
Conductor cross section AWG max.	3/0
Conductor cross section flexible, with ferrule without plastic sleeve min.	25 mm <sup>2</sup>
Conductor cross section flexible, with ferrule without plastic sleeve max.	95 mm <sup>2</sup>
Conductor cross section flexible, with ferrule with plastic sleeve min.	25 mm <sup>2</sup>
Conductor cross section flexible, with ferrule with plastic sleeve max.	95 mm <sup>2</sup>
Stripping length	25 mm
Connection side	inside
Connection method	Cable lug connection
Stripping length	25 mm
Tightening torque, min	12 Nm
Tightening torque max	15 Nm

### Standards and Regulations

Connection in acc. with standard	IEC 60947-7-1
Flammability rating according to UL 94	V0

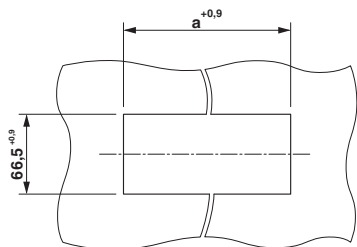
### Environmental Product Compliance

China RoHS	Environmentally friendly use period: unlimited = EFUP-e
	No hazardous substances above threshold values

## Drawings

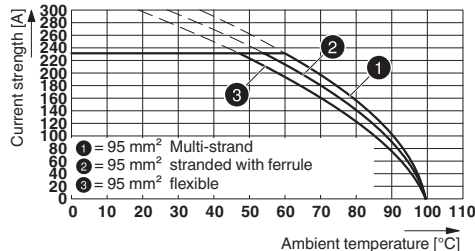
# Panel feed-through terminal block - TW 95/ 3-CL - 1708754

Drilling diagram



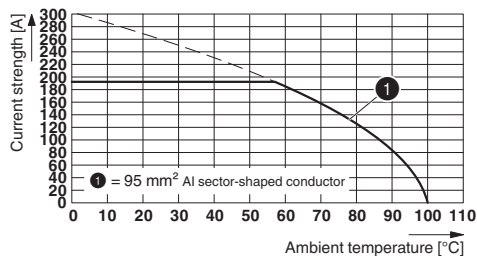
Dimension a = 87 mm

Diagram



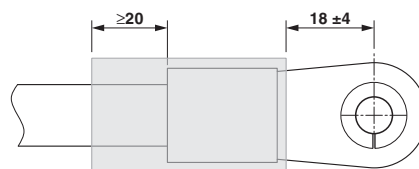
Type: TW 95/...-CL

Diagram



Type: TW 95/...-CL

Dimensional drawing



Electric strength > 19.7 kV/mm (IEC243), min. Wall thickness, fully shrunk ≥ 0.5 mm

## Approvals

### Approvals

Approvals

VDE approval of drawings / cULus Recognized


Ex Approvals

### Approval details

VDE approval of drawings		<a href="http://www2.vde.com/de/Institut/Online-Service/VDE-gepruefteProdukte/Seiten/Online-Suche.aspx">http://www2.vde.com/de/Institut/Online-Service/VDE-gepruefteProdukte/Seiten/Online-Suche.aspx</a>	40045667
Nominal voltage UN	1000 V		
Nominal current IN	232 A		
mm²/AWG/kcmil	25-95		

## Panel feed-through terminal block - TW 95/ 3-CL - 1708754

### Approvals

cULus Recognized		<a href="http://database.ul.com/cgi-bin/XYV/template/LISEXT/1FRAME/index.htm">http://database.ul.com/cgi-bin/XYV/template/LISEXT/1FRAME/index.htm</a> E60425-20160914
		C
Nominal voltage UN		600 V
Nominal current IN		200 A
mm <sup>2</sup> /AWG/kcmil		4-3/0

Phoenix Contact 2018 © - all rights reserved  
<http://www.phoenixcontact.com>

PHOENIX CONTACT GmbH & Co. KG  
Flachmarktstr. 8  
32825 Blomberg  
Germany  
Tel. +49 5235 300  
Fax +49 5235 3 41200  
<http://www.phoenixcontact.com>