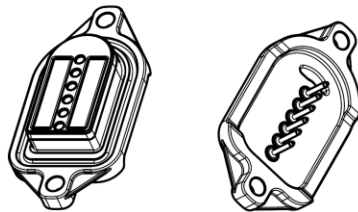
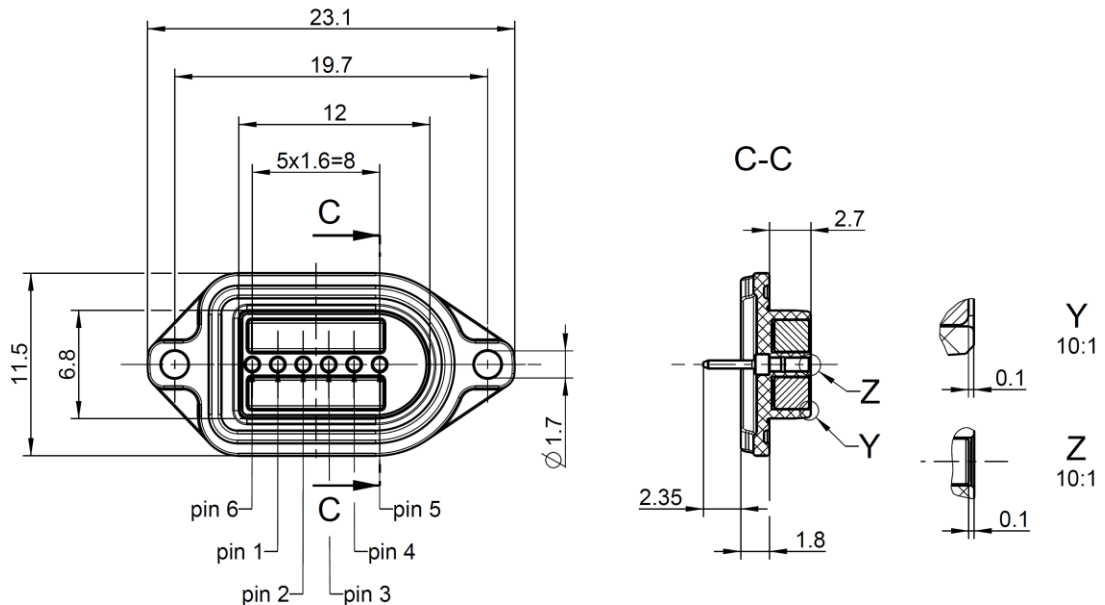


M9

MultiMag 6 Receptacle
(PCB Termination)

M9K701-400L



recommended pin design	
interface	description
pin 6	---
pin 1	+5V
pin 2	Data-
pin 3	Data+
pin 4	GND
pin 5	---

All dimensions are in mm; tolerances according to ISO 2768 m-H

General Information

Magnetic connector
 Number and type of contacts 6 rigid pins
 Soldering THT
 Color Black, similar RAL 9005

Interface

Mating with MultiMag 6 cable assembly

Material and Plating

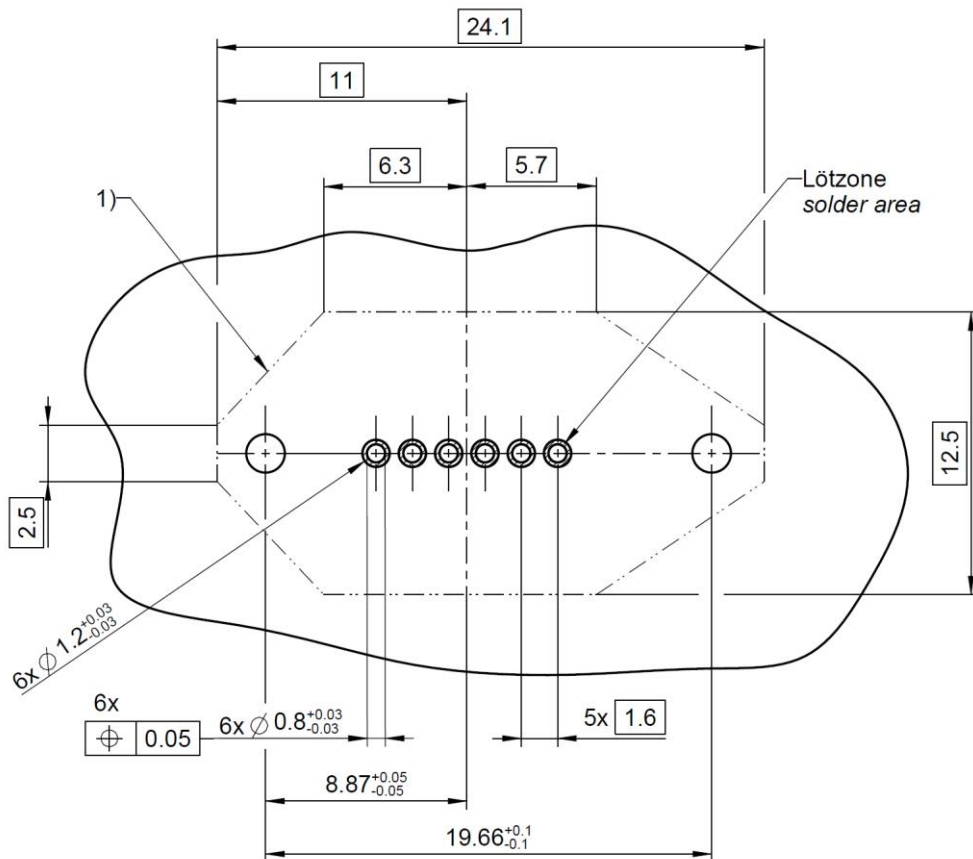
Connector Parts

Contacts	Material	Plating/Color
Housing	Brass	Gold plated
Magnets	PBT GF30	Black, similar RAL 9005
	NdFeB	Nickel plated

Electrical Data

Designed for USB 2.0 specification 5 V DC, 0.5 A
 Maximum voltage 24 V DC
 Maximum current 1 A

PCB Footprint



- 1) Keine Bauteile innerhalb dieser Zone erlaubt / no components allowed within this zone
- 2) Die dargestellten Maße sind nur eine Empfehlung / the stated dimensions are only recommendations.
- 3) Alle Bohrungen sowie die Pads auf der Rückseite beschichtet / all drill holes plated inclusive pads on the backside

Dieses Dokument ist urheberrechtlich geschützt • This document is protected by copyright • Rosenberger Hochfrequenztechnik GmbH & Co. KG

RF_35/05.10/6.0

M9

MultiMag 6 Receptacle
(PCB Termination)

M9K701-400L

Mechanical Data

Magnetic disengagement force average ~ 8 N
 Mating cycles without load min. 5.000
 Expected Mating cycles with load:

Max. Voltage	Max. Current	Mating cycles
5.0 V DC	0.5 A	min. 5.000
12.6 V DC	1.0 A	min. 2.000
24.0 V DC	0.5 A	min. 800

Environmental Data

Temperature range -20 °C to +65 °C
 Magnets start losing their magnetic properties above 65 °C

Compliance

RoHS compliant

Packing

Standard 100 pcs in blister
 Weight ~ 1.1 g/pc

Caution!

Magnets can impact the function of pace makers and implantable cardioverter-defibrillators (e.g. actuation of reed switch). Keep a minimum distance of 0.2 m (20 cm) between the magnetic connector and the implanted devices to prevent malfunction and danger to health.

While the information has been carefully compiled to the best of our knowledge, nothing is intended as representation or warranty on our part and no statement herein shall be construed as recommendation to infringe existing patents. In the effort to improve our products, we reserve the right to make changes judged to be necessary.

Draft	Date	Approved	Date	Rev.	Engineering change number	Name	Date
T. Scheuerlein	22.06.16	T. Scheuerlein	25.07.17	a02	17-0004	T. Scheuerlein	25.07.17