

Customer Information Sheet

DRAWING No.: M80-421XXXX

SHEET 2 OF 2

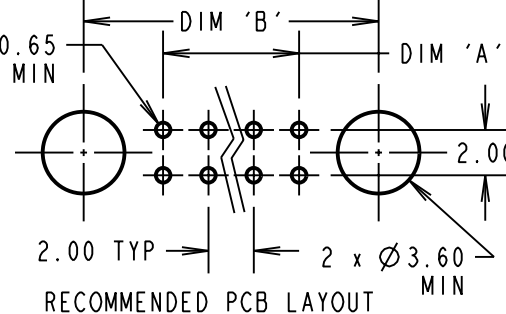
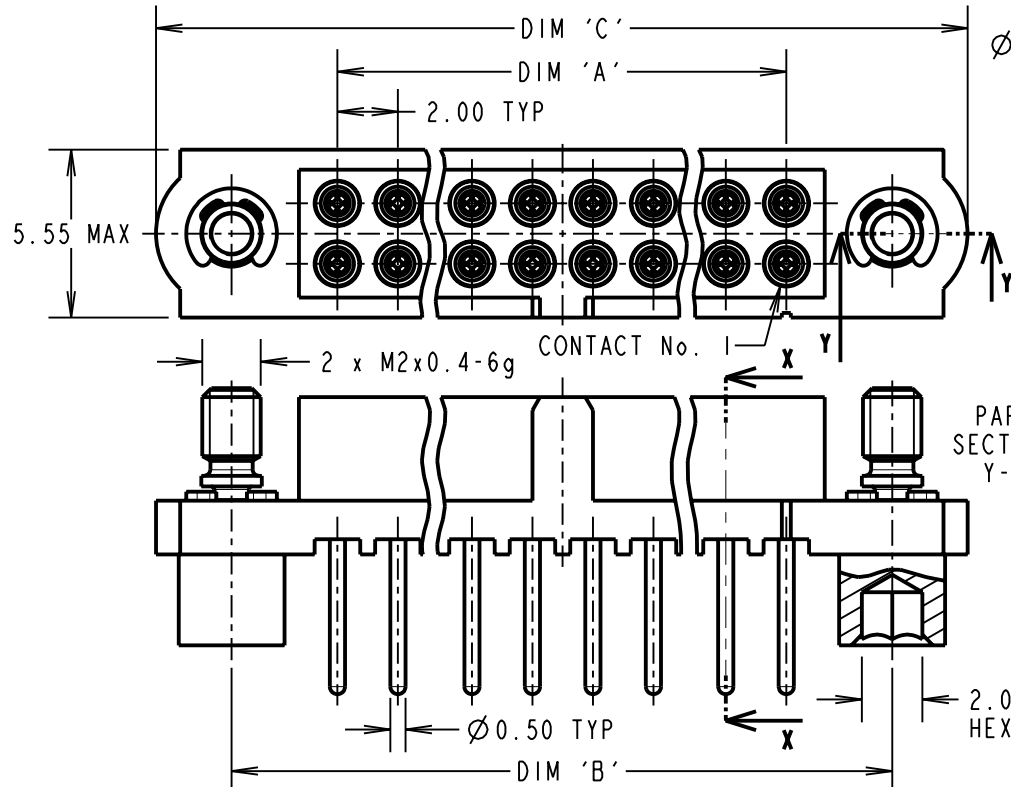
IF IN DOUBT - ASK

©

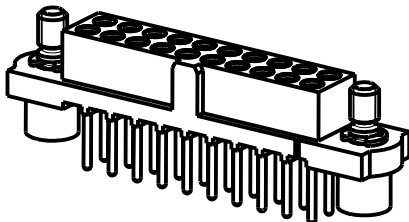
NOT TO SCALE

THIRD ANGLE PROJECTION

ALL DIMENSIONS IN mm



SPECIFICATIONS:
MATERIAL:
 MOULDING = GLASS-FILLED PPS, UL94V-0, BLACK
 CONTACT CLIP = BERYLLIUM COPPER
 CONTACT SHELL = BRASS
 JACKSCREW, CIRCLIP = STAINLESS STEEL
FINISH:
 01 = 0.3µ GOLD CLIP, 3.5-5.0µ TIN/LEAD SHELL
 05 = 0.3µ GOLD CLIP, 0.25-0.3µ GOLD SHELL
 42 = 0.3µ GOLD CLIP,
 3.5-5.0µ 100% TIN OVER NICKEL SHELL
ELECTRICAL:
 CURRENT RATING AT 25°C = 3.0A MAX
 CURRENT RATING AT 85°C = 2.2A MAX
 WORKING VOLTAGE = 120V AC/DC
 VOLTAGE PROOF = 360V AC/DC
 CONTACT RESISTANCE = 25 mΩ MAX
 INSULATION RESISTANCE = 100 MΩ MIN
MECHANICAL:
 DURABILITY = 500 OPERATIONS
 INSERTION FORCE (Ø0.5mm GAUGE) = 2.8N MAX
 WITHDRAWAL FORCE (Ø0.5mm GAUGE) = 0.2N MIN
ENVIRONMENTAL:
 TEMPERATURE RANGE = -55°C TO +125°C
PACKING:
 TUBE
 FOR COMPLETE SPECIFICATION, SEE
 COMPONENT SPECIFICATION C005XX
 (LATEST ISSUE)



DIMENSION	CALCULATION
DIM 'A'	TOTAL No. OF CONTACTS - 2
DIM 'B'	TOTAL No. OF CONTACTS + 5
DIM 'C'	TOTAL No. OF CONTACTS + 10

EXAMPLE: CONNECTOR WITH 20 CONTACTS, GOLD CLIP AND 100% TIN OVER NICKEL SHELL, M80-4212042
 DIM 'A' = 18.00mm, DIM 'B' = 25.00mm,
 DIM 'C' = 30.00mm

ORDER CODE:
M80-421XXXX

TOTAL No. OF CONTACTS _____
 04 TO 50
 (EVEN NUMBERS ONLY)

FINISH _____
 01 - GOLD CLIP, TIN/LEAD SHELL
 05 - GOLD CLIP, GOLD SHELL
 42 - GOLD CLIP, 100% TIN OVER NICKEL SHELL

CP	1	31.08.10	10870
NAME	ISS.	DATE	C/NOTE
APPROVED: C.PENROSE			
CHECKED: R.ADDE			
DRAWN: B. M. KENT			
CUSTOMER REF.:			
ASSEMBLY DRG:			

HARWIN

HARWIN USA TEL: 603 893 5376 FAX: 603 893 5396 mis@harwin.com	HARWIN Europe (UK) TEL: 023 9231 4545 FAX: 023 9231 4590 mis@harwin.co.uk	HARWIN Asia TEL: +65 6 779 4909 FAX: +65 6 779 3868 mis@harwin.com.sg
--	--	--

THIS DRAWING AND ANY INFORMATION OR DESCRIPTIVE MATTER SET OUT HEREON ARE CONFIDENTIAL AND COPYRIGHT PROPERTY OF THE HARWIN GROUP AND MUST NOT BE DISCLOSED, LOANED, COPIED OR USED FOR MANUFACTURING, TENDERING OR FOR ANY OTHER PURPOSE WITHOUT THEIR WRITTEN PERMISSION.

TOLERANCES
 X. = ±1mm
 X.X = ±0.25mm
 X.XX = ±0.10mm
 X.XXX = ±0.01mm
ANGLES = ±5°
UNLESS STATED

MATERIAL:
 SEE ABOVE

FINISH:
 SEE ABOVE

S/AREA:
 mm²

TITLE: JACKSCREW DATAMATE
 DIL VERTICAL PC TAIL (4.5mm)
 FEMALE ASSEMBLY

DRAWING NUMBER:
M80-421XXXX

SHT
 2 OF 2