

Relay Module - PLC-RSP- 48DC/21-21AU - 2912594

Please be informed that the data shown in this PDF Document is generated from our Online Catalog. Please find the complete data in the user's documentation. Our General Terms of Use for Downloads are valid (<http://phoenixcontact.com/download>)



PLC-INTERFACE, consisting of PLC-BSP.../21-21AU basic terminal block with spring-cage connection and plug-in miniature relay with multi-layer gold contact, for mounting on DIN rail NS 35/7,5, 2 PDTs, input voltage 48 V DC

Product Features

- Slim design
- Efficient connection to system cabling using V8 adapter
- RT III sealed relay
- Safe isolation according to DIN EN 50178 between coil and contact
- Integrated input circuit and interference suppression circuit
- Functional plug-in bridges



Key commercial data

Packing unit	1 pc
Weight per Piece (excluding packing)	61.5 GRM
Custom tariff number	85364190
Country of origin	Germany

Technical data

Note

Utilization restriction	EMC: class A product, see manufacturer's declaration in the download area
-------------------------	---

Dimensions

Width	14 mm
Height	80 mm
Depth	94 mm

Ambient conditions

Relay Module - PLC-RSP- 48DC/21-21AU - 2912594

Technical data

Ambient conditions

Ambient temperature (operation)	-40 °C ... 60 °C
Ambient temperature (storage/transport)	-40 °C ... 85 °C

Coil side

Nominal input voltage U_N	48 V DC
Typical input current at U_N	20 mA
Typical response time	8 ms
Typical release time	10 ms
Operating voltage display	Yellow LED
Protective circuit	Protection against polarity reversal Polarity protection diode
	Free-wheeling diode Damping diode

Contact side

Contact type	2 PDT
Contact material	AgNi, hard gold-plated
Maximum switching voltage	30 V AC
	36 V DC
Minimum switching voltage	100 mV (at 10 mA)
Maximum inrush current	50 mA
Min. switching current	1 mA (at 24 V)
Limiting continuous current	50 mA
Interrupting rating (ohmic load) max.	1.2 W (at 24 V DC)
Note	the following values are applicable if a gold layer is destroyed
Maximum switching voltage	250 V AC/DC
Minimum switching voltage	5 V AC/DC
Limiting continuous current	6 A
Maximum inrush current	15 A (300 ms)
Min. switching current	10 mA
Interrupting rating (ohmic load) max.	140 W (at 24 V DC)
	85 W (at 48 V DC)
	60 W (at 60 V DC)
	44 W (at 110 V DC)
	60 W (at 220 V DC)
	1500 VA (for 250 V AC)
Switching capacity in acc. with DIN VDE 0660/IEC 60947	2 A (at 24 V, DC13)
	0.2 A (at 110 V, DC13)
	0.2 A (at 250 V, DC13)
	2 A (at 24 V, AC15)

Relay Module - PLC-RSP- 48DC/21-21AU - 2912594

Technical data

Contact side

	2 A (at 120 V, AC15)
	2 A (at 250 V, AC15)

General

Operating mode	100% operating factor
Degree of protection	RT III (Relay)
Mechanical service life	3 x 10 ⁷ cycles
Inflammability class according to UL 94	V0
Designation	Standards/regulations
Standards/regulations	IEC 60664
	EN 50178
	IEC 62103
Rated surge voltage / insulation	6 kV / Basic isolation
Pollution degree	2
Surge voltage category	III
Mounting position	any
Assembly instructions	In rows with zero spacing

Connection data

Connection method	Spring-cage connection
Stripping length	8 mm
Conductor cross section stranded min.	0.14 mm ²
Conductor cross section stranded max.	2.5 mm ²
Conductor cross section solid min.	0.14 mm ²
Conductor cross section solid max.	2.5 mm ²
Conductor cross section AWG/kcmil max	14
Conductor cross section AWG/kcmil min.	26

Classifications

eCl@ss

eCl@ss 4.0	27371102
eCl@ss 4.1	27371102
eCl@ss 5.0	27371001
eCl@ss 5.1	27371001
eCl@ss 6.0	27371001
eCl@ss 7.0	27371001
eCl@ss 8.0	27371001

Relay Module - PLC-RSP- 48DC/21-21AU - 2912594

Classifications

ETIM

ETIM 2.0	EC000196
ETIM 3.0	EC000196
ETIM 4.0	EC000196
ETIM 5.0	EC000196

UNSPSC

UNSPSC 6.01	30211916
UNSPSC 7.0901	39121515
UNSPSC 11	39121515
UNSPSC 12.01	39121515
UNSPSC 13.2	39121515

Approvals

Approvals


Approvals


UL Listed / cUL Listed / GL / UL Recognized / cUL Recognized / cULus Recognized / cULus Listed

Ex Approvals

Approvals submitted

Approval details



UL Listed 

cUL Listed 
--

GL

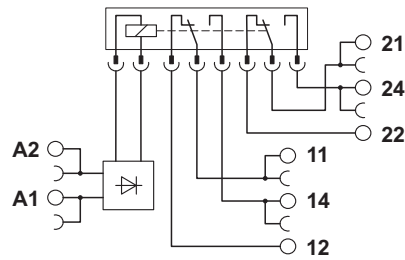
Relay Module - PLC-RSP- 48DC/21-21AU - 2912594

Approvals



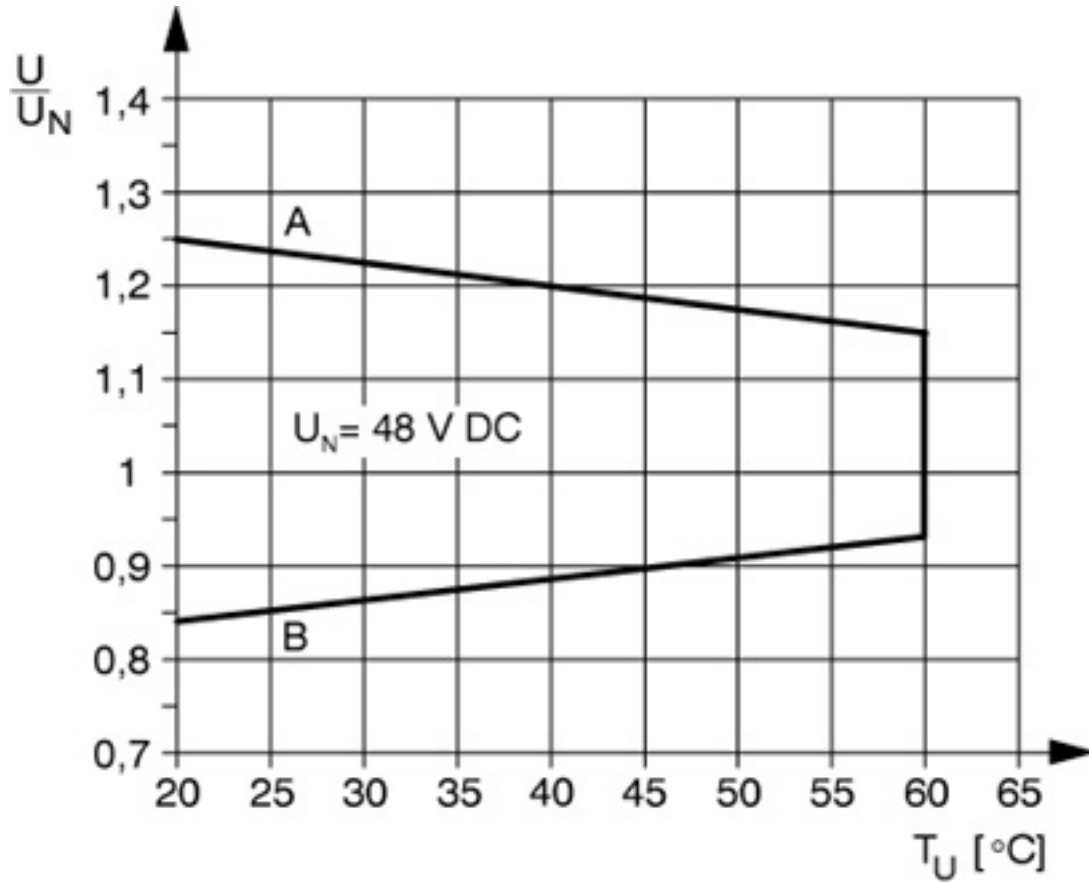
Drawings

Circuit diagram



Relay Module - PLC-RSP- 48DC/21-21AU - 2912594

Diagram



Curve A

Maximum permissible continuous voltage U_{max} with limiting continuous current on the contact side (see relevant technical data)

Curve B

Minimum permissible operate voltage U_{op} after pre-excitation (see relevant technical data)