



Micro Commercial Components



Micro Commercial Components
 20736 Marilla Street Chatsworth
 CA 91311
 Phone: (818) 701-4933
 Fax: (818) 701-4939

BAT54 THRU BAT54S

200mWatt, 30Volt Schottky Barrier Diode

Features

- Lead Free Finish/Rohs Compliant ("P" Suffix designates RoHS Compliant. See ordering information)
- Low Forward Voltage
- Surface Mount device
- Epoxy meets UL 94 V-0 flammability rating
- Moisture Sensitivity Level 1
- Halogen free available upon request by adding suffix "-HF"

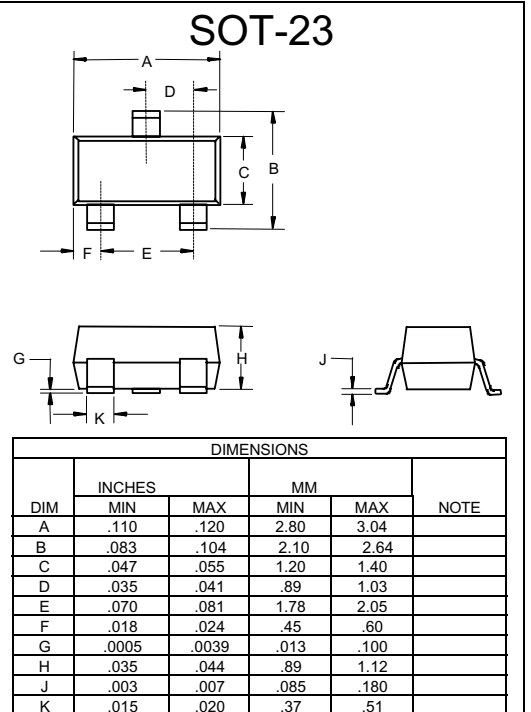
MCC Catalog Number	Device Marking		Type	Pin Configuration See page 3
	1	2		
BAT54	KL1	L4	Single	Figure 1
BAT54A	KL2	L42	Dual	Figure 2
BAT54C	KL3	L43	Dual	Figure 3
BAT54S	KL4	L44	Dual	Figure 4

Maximum Ratings

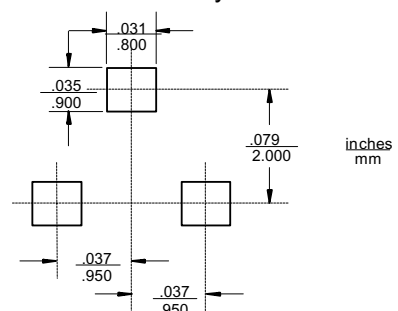
Continuous Reverse Voltage	V_R	30V
Forward Continuous Current	I_F	200mA
Non-Repetitive Peak Forward Current $t < 1s$	I_{FSM}	0.6A
Total Power Dissipation @ $T_A = 25^\circ C$	P_D	200mW
Storage Temperature Range	T_{stg}	$-55^\circ C$ to $150^\circ C$
Operating Junction Temperature Range	T_j	$-55^\circ C$ to $125^\circ C$
Soldering temperature during 10s	T_j	$260^\circ C$

Electrical Characteristics @ 25 °C Unless Otherwise Specified

Characteristics	Symbol	Max.	Notes
Forward Voltage at $I_F = 0.1mA$ $I_F = 1mA$ $I_F = 10mA$ $I_F = 30mA$ $I_F = 100mA$	V_F	240mV 320mV 400mV 500mV 1000mV	
Reverse Current	I_R	2.0 μA	$V_R = 25V$
Capacitance	C_J	10pF	Measured at 1.0MHz, $V_R = 1.0V$
Reverse Recovery Time	t_{rr}	5nS	$I_F = I_R = 10mA$; $I_{(REC)} = 1mA$
Thermal Resistance, Junction to Ambient	$R_{\theta JA}$	500°C/W	



Suggested Solder Pad Layout



BAT54 thru BAT54S

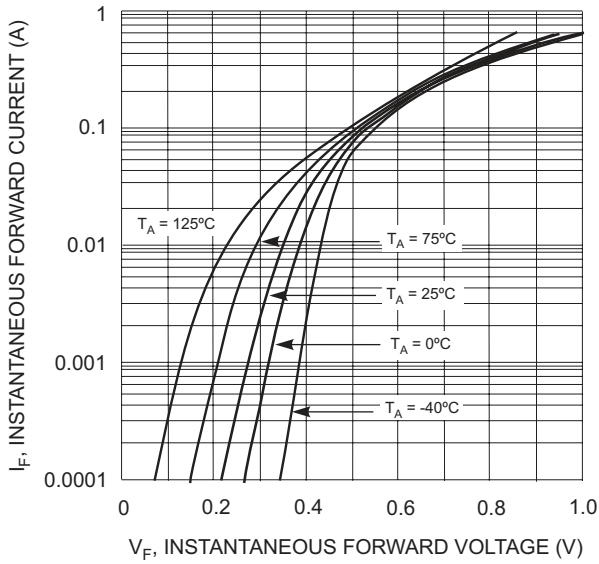


Fig. 1 Forward Characteristics

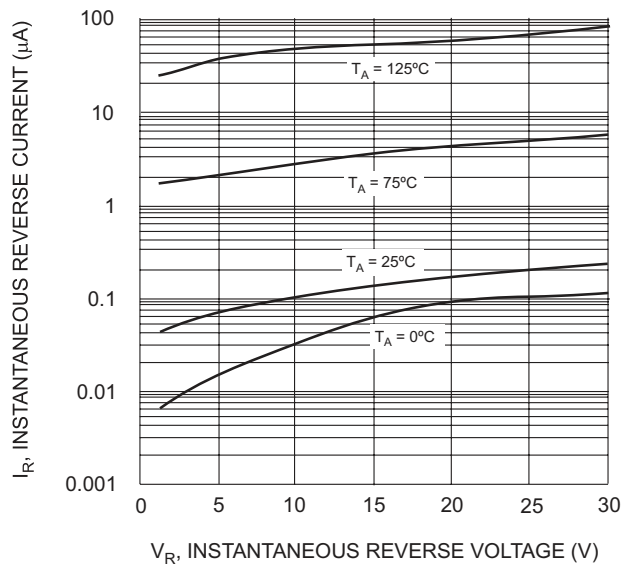


Fig. 2 Typical Reverse Characteristics

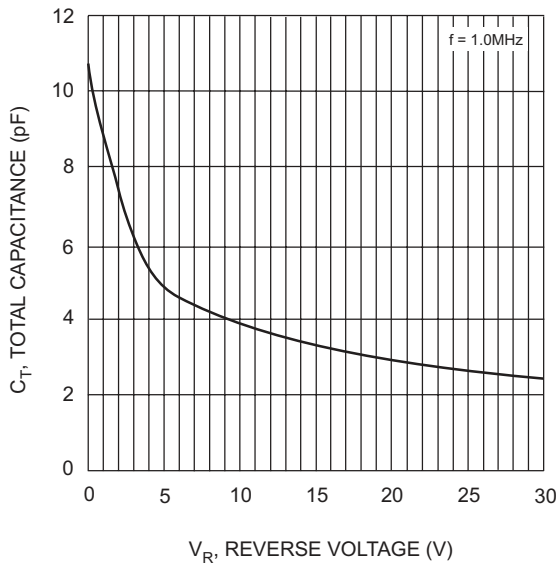


Fig. 3 Typical Capacitance vs. Reverse Voltage

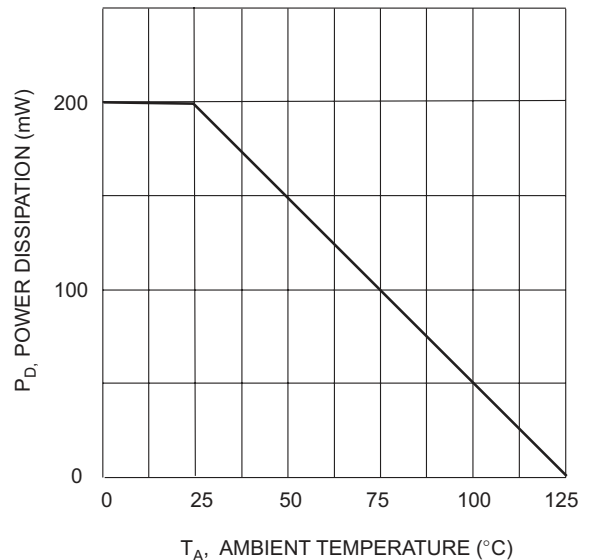


Fig. 4 Power Derating Curve

Pin Configuration - Top View

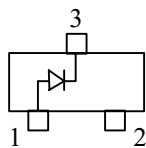


Figure 1

BAT54

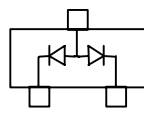


Figure 2

BAT54A

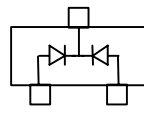


Figure 3

BAT54C

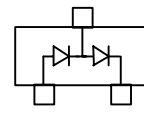


Figure 4

BAT54S



TM

Micro Commercial Components

Ordering Information :

Device	Packing
Part Number-TP	Tape&Reel: 3Kpcs/Reel

Note : Adding "-HF" suffix for halogen free, eg. Part Number-TP-HF

IMPORTANT NOTICE

Micro Commercial Components Corp. reserves the right to make changes without further notice to any product herein to make corrections, modifications , enhancements , improvements , or other changes . **Micro Commercial Components Corp .** does not assume any liability arising out of the application or use of any product described herein; neither does it convey any license under its patent rights ,nor the rights of others . The user of products in such applications shall assume all risks of such use and will agree to hold **Micro Commercial Components Corp .** and all the companies whose products are represented on our website, harmless against all damages.

LIFE SUPPORT

MCC's products are not authorized for use as critical components in life support devices or systems without the express written approval of Micro Commercial Components Corporation.

CUSTOMER AWARENESS

Counterfeiting of semiconductor parts is a growing problem in the industry. Micro Commercial Components (MCC) is taking strong measures to protect ourselves and our customers from the proliferation of counterfeit parts. MCC strongly encourages customers to purchase MCC parts either directly from MCC or from Authorized MCC Distributors who are listed by country on our web page cited below. Products customers buy either from MCC directly or from Authorized MCC Distributors are genuine parts, have full traceability, meet MCC's quality standards for handling and storage. **MCC will not provide any warranty coverage or other assistance for parts bought from Unauthorized Sources.** MCC is committed to combat this global problem and encourage our customers to do their part in stopping this practice by buying direct or from authorized distributors.

www.mccsemi.com