


SACC-E-M5MS-3CON-M5/0,5

Order No.: 1530582

<http://eshop.phoenixcontact.de/phoenix/treeViewClick.do?UID=1530582>

Sensor/actuator flush-type plug, 3-pos., M5, prewall/screw mounting,
with M5 thread, with 0.5 m TPE litz wire, 3 x 0.14 mm²

Commercial data

GTIN (EAN)	
sales group	D125
Pack	1 pcs.
Customs tariff	85444290
Catalog page information	Page 22 (PC-2009)

Product notes

WEEE/RoHS-compliant since:
03/15/2006



<http://www.download.phoenixcontact.com>
Please note that the data given here has been taken from the online catalog. For comprehensive information and data, please refer to the user documentation. The General Terms and Conditions of Use apply to Internet downloads.

Technical data**General data**

Rated current at 40°C	1 A
Rated voltage	60 V
Number of positions	3
Volume resistance	≤ 3 mΩ
Insulation resistance	≥ 100 MΩ

Length of cable	0.5 m
Ambient temperature (operation)	-25 °C ... 80 °C (cable, fixed installation)

General characteristics

Standards/regulations	M5 connector IEC 61076-2-105
Surge voltage category	II
Pollution degree	3
Degree of protection	IP67
Contact material	CuZn
Contact surface material	Au
Contact carrier material	PA 66
Material, knurls	Nickel-plated brass
Sealing material	Viton
Mounting type	Front mounting M5 x 0.5
Type of connection	Individual wires
Status display	No
Test voltage	800 V

Conductor data

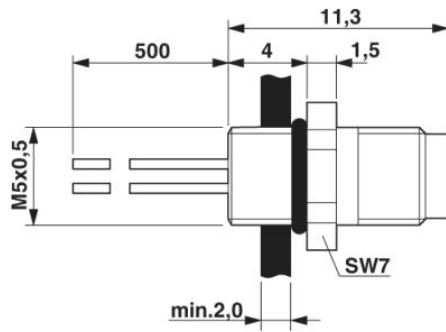
Cable type	TPE litz wire
Conductor cross section	0.14 mm ²
AWG signal line	26
Conductor structure signal line	18x 0.10 mm
Wire colors	Brown, blue, black
Material conductor insulation	TPE
Ambient temperature (operation)	-25 °C ... 85 °C (connector)

Accessories

Item	Designation	Description
Assembly		
1535901	SACC-E-MU-M 5	Flat nut with M5 thread


Diagrams/Drawings

Dimensioned drawing



M5 flush-type plug

Schematic diagram



Pin assignment M5 plug, 3-pos., view plug side

Address

PHOENIX CONTACT Inc., USA
586 Fulling Mill Road
Middletown, PA 17057, USA
Phone (800) 888-7388
Fax (717) 944-1625
<http://www.phoenixcon.com>



© 2010 Phoenix Contact
Technical modifications reserved;