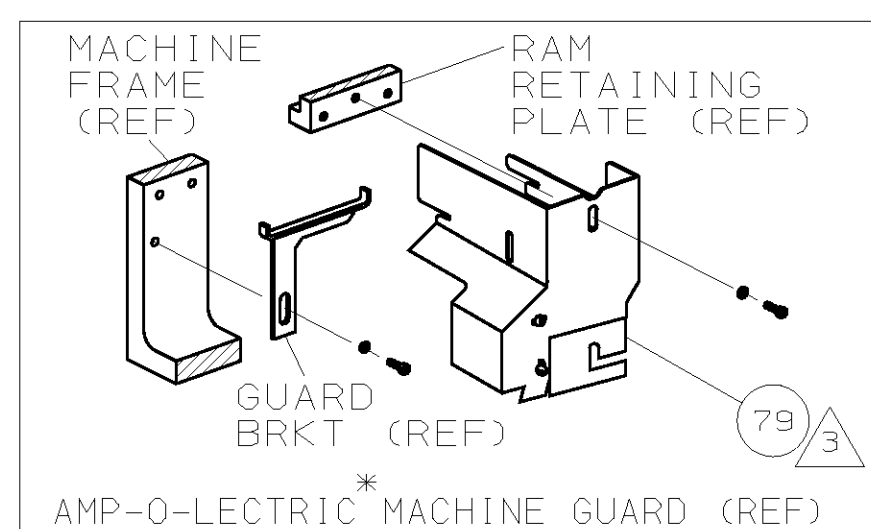
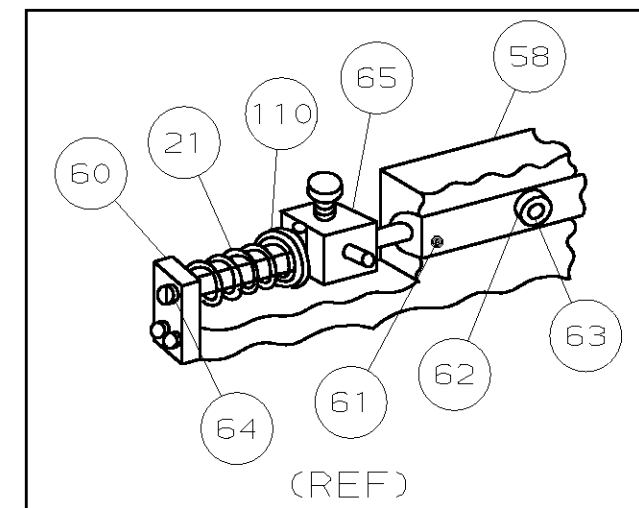


PART NUMBER	REV	FIRST USED
567491-1	C	854400-1
567491-2	C	565435-5



TERMINAL NAME:
.070 SERIES REC CONTACT

	175095-1
--	----------

CRIMPING DATA

PAD LTR	CRIMP HEIGHT	WIRE SIZE
A	.060 ±.002	16
B	.054 ±.002	18
C	.049 ±.002	20
D	NOT USED	

CRIMP	SIZE	TYPE	RANGE
WIRE	.090	F	20-16
INSUL	.102	0	.047-.087

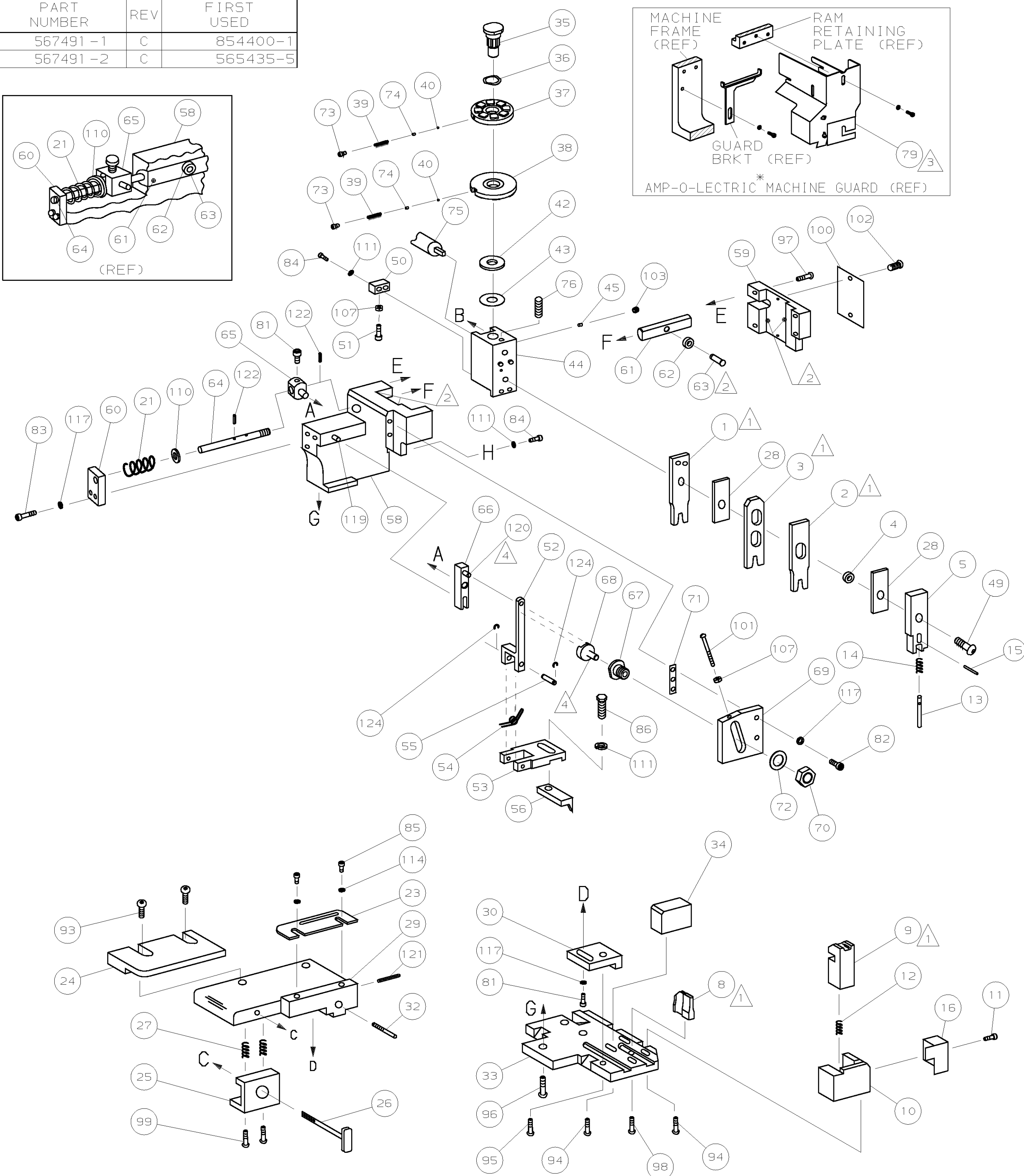
FEED	APPL INST	SET UP GAGE	LAYOUT
.469	AI 408-8040	458637-1	L1490

WIRE STRIP LENGTH .138-.158

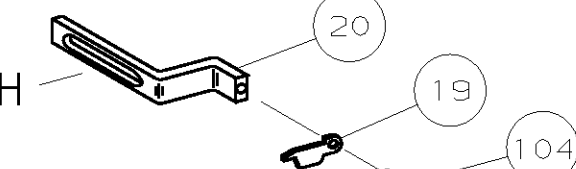
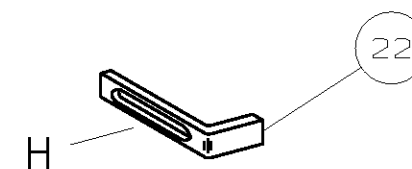
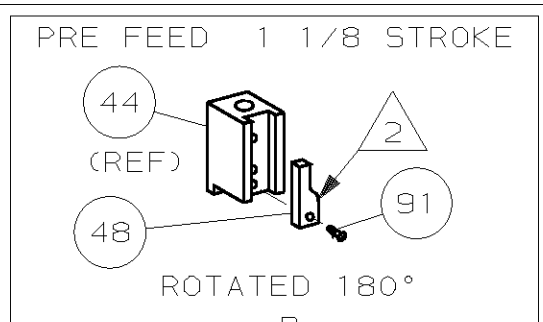
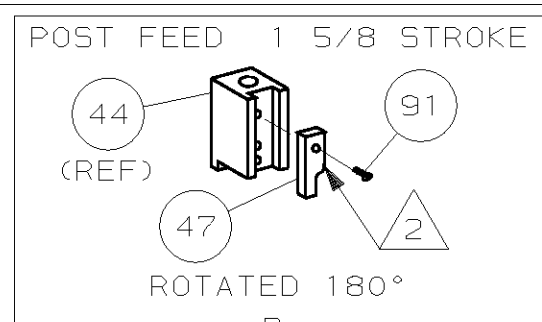
TERM	APPL SPEC	114-5134
-1	LEADMAKER	MECH-POST FEED
-2	AMP-O-ELECTRIC	MECH-PRE FEED

QTY	REV	U/M	DWG SIZE	PART NO	DESCRIPTION	ITEM NO
1	1	-	B	22594-8	NUT, HEX (1/2-20)	70
1	1	-	B	240628-1	PLATE, ADJUSTMENT	69
1	1	-	B	240626-1	SHAFT, PIVOT	68
1	1	-	B	240633-1	BUSHING	67
1	1	-	A	455680-1	LEVER, INTERMEDIATE	66
1	1	-	B	240629-1	BLOCK, PIVOT	65
1	1	-	A	240632-2	SCREW, ADJ FEED ROD	64
1	1	-	B	240659-3	PIN, CAM ROLLER	63
1	1	-	B	240658-1	ROLLER, CAM	62
1	1	-	B	454398-2	ROD, FEED	61
1	1	-	A	454178-1	GUIDE, FEED ROD	60
1	1	-	C	454220-1	CAP, RAM	59
1	1	-	D	454485-1	HOUSING	58
1	1	-	B	690542-2	PAWL, FEED	56
1	1	-	B	240624-1	PIN, FEED FINGER	55
1	1	-	B	691499-1	SPRING, FEED FINGER	54
1	1	-	A	690541-1	HOLDER, FEED FINGER	53
1	1	-	B	455679-1	LEVER, TERMINAL FEED ARM	52
1	1	-	A	811242-2	BUMPER, HOLDDOWN	51
1	1	-	A	690753-1	SPACER, TONKER	50
1	1	-	A	7-21002-9	BOLT, CRIMPER (5/16x1.00)	49
1	-	-	B	690602-5	CAM, PRE-FEED 1 1/8 ST	48
-	1	-	B	690501-4	CAM, POST-FEED 1 5/8 ST	47
1	1	-	A	690191-1	PLUG, NYLON	45
1	1	-	D	817855-1	RAM	44
1	1	-	A	690125-1	WASHER, LAMINATED	43
1	1	-	A	690124-1	WASHER, RAM	42
2	2	-	A	23241-6	BALL, STEEL	40
2	2	-	A	690170-1	SPRING, COMPRESSION	39
1	1	-	C	690142-1	DISC, INSULATION	38
1	1	-	B	2-692155-1	DISC, WIRE	37
1	1	-	A	22480-5	WASHER, SPRING	36
1	1	-	B	690212-1	POST, RAM	35
1	1	-	B	690786-1	SUPPORT, TERMINAL	34
1	1	-	D	455675-1	PLATE, BASE	33
1	1	-	A	690432-3	SCREW, ADJUSTMENT	32
1	1	-	B	455689-1	BLOCK, STRIP GUIDE ADJ	30
1	1	-	C	455671-1	PLATE, STRIP GUIDE	29
2	2	-	C	455888-6	SPACER, FRONT SHEAR DEP	28
2	2	-	A	1-22284-0	SPRING, DRAG	27
1	1	-	B	690546-1	LEVER, DRAG RELEASE	26
1	1	-	B	240792-1	DRAG, TERMINAL	25
1	1	-	D	9-690504-2	GUIDE, STRIP (REAR)	24
1	1	-	A	690438-1	GUIDE, STRIP (FRONT)	23
-	1	-	B	690472-9	STRIPPER	22
1	1	-	A	4-22284-9	SPRING, FEED RETURN	21
1	-	-	B	458950-1	STRIPPER, WIRE STOP	20
1	-	-	B	458949-1	STRIPPER	19
1	1	-	B	691667-1	GUARD, CHIP (FRONT)	16
1	1	-	A	21028-2	PIN, SLOTTED SPRING	15
1	1	-	A	1-22278-0	SPRING, COMPRESSION	14
1	1	-	A	854769-1	HOLDER, INSULATION	13
1	1	-	A	5-22280-0	SPRING, SHEAR	12
1	1	-	B	690461-1	STOP, SHEAR	11
1	1	-	C	690459-1	HOLDER, SHEAR (FRONT)	10
1	1	-	C	462006-1	SHEAR, FLOAT (FRONT)	9
1	1	-	C	6-854014-2	ANVIL	8
1	1	-				7
1	1	-				6
1	1	-	C	854772-1	DEPRESSOR, SHEAR (FRONT)	5
1	1	-	B	2-238011-6	SPACER, BLOCK CRIMPER	4
1	1	-	C	817853-5	CRIMPER, INSULATION	3
1	1	-	C	354753-1	CRIMPER, SPECIAL	2
1	1	-	C	1-817854-1	CRIMPER, WIRE	1

THIS DRAWING IS A CONTROLLED DOCUMENT.



* Trademark of AMP Incorporated



- 1 RECOMMENDED SPARE PARTS.
- 2 GREASE LIGHTLY.
- 3 GUARD MUST BE IN PLACE WHEN OPERATING APPLICATOR IN AMP-O-ELECTRIC MACHINE.
- 4 LUBRICATE DAILY USING NO. 20 MACHINE OIL.
- 5 STABILIZER CRIMPER SHAFT MUST BE TURNED SO THAT LETTER SHOWING (RIGHT SIDE OF RAM) MATCHES WIRE DISC PAD BEING USED (A, B, OR C) AS SHOWN

QTY	REV	U/M	DWG SIZE	PART NO	DESCRIPTION	ITEM NO
2	2	-	A	21045-3	RING, RET "C" (Ø.187) FD FING PIN	124
2	2	-	A	5-21028-1	PIN, SLT SPR (Ø.125x.50) ADJ ROD	122
1	1	-	A	4-21028-0	PIN, SLT SPR (Ø.093x.75) ST GDF PL	121
1	1	-	A	1-21030-1	PIN, DOWEL (Ø.187x.50) LEVER	120
1	1	-	A	1-21030-6	PIN, DOWEL (Ø.187x1.25) HOUSING	119
5	5	-	A	21024-5	WASHER, LOCK (#10) ADJ BLOCK	117
2	2	-	A	21024-2	WASHER, LOCK (#4) FRONT STP GUIDE	115
4	4	-	A	21024-4	WASHER, LOCK (#8) STRIPPER	111
1	1	-	A	21899-4	WASHER, FLAT (Ø5/16) SCREW ADJ	110
2	2	-	A	21018-5	NUT, HEX (6-32) FEED ADJ	107
1	-	-	A	456567-1	SCR, SHLD (Ø.188x.12) STRIP	104
1	1	-	A	21009-2	SCR, SKT SET (1/4-20x.25 LW) RAM	103
2	2	-	A	21017-2	SCR, DRIVE (#2x.19) ID PLATE	102
1	1	-	A	6-23715-5	SCR, PAN HD (6-32x1.50) FEED ADJ	101
1	1	-	B	461264-1	PLATE, IDENTIFICATION	100
2	2	-	A	3-21002-0	SCR, BHC (10-32x.88) DRAG	99
1	1	-	A	22733-8	SCR, BHC (8-32x.38 LW) ANVIL	98
2	2	-	A	2-21002-9	SCR, BHC (10-32x.75) CAP	97
3	3	-	A	2-22733-8	SCR, BHC (1/4-20x.62) HOUSING	96
1	1	-	A	2-21002-7	SCR, BHC (10-32x.50) 56 ADJ BLOCK	95
4	4	-	A	2-21002-2	SCR, BHC (8-32x.50) SHEAR	94
2	2	-	A	2-21002-1	SCR, BHC (8-32x.38) R STRIP GUIDE	93
1	1	-	A	1-21002-7	SCR, BHC (6-32x.38) CAM	91
1	1	-	A	2-22603-0	SCR, HEX HD (8-32x.31) FEED FINGER	86
2	2	-	A	1-21000-3	SCR, SHC (4-40x.25) F ST GUIDE	85
3	3	-	A	2-21000-7	SCR, SHC (8-32x.50) STRIPPER	84
2	2	-	A	3-21000-7	SCR, SHC (10-32x.75) FEED ROD GD	83
2	2	-	A	3-21000-6	SCR, SHC (10-32x.62) FEED ADJ BLK	82
2	2	-	A	3-21000-4	SCR, SHC (10-32x.38) 56 ADJ BL	81
REF	-	-	B	455749-1	GUARD, WINDOW	79
1	1	-	A	22859-7	PLUNGER, SPRING	76
1	1	-	A	1-453412-0	SHAFT, STABILIZER	75
2	2	-	A	690603-1	SPRING, ASSIST	74
2	2	-	A	23030-1	SCR, SHC (6-32x.25) CP DISC	73
1	1	-	A	458109-1	WASHER, SPECIAL	72
1	1	-	A	690517-1	SPACER	71
-2	-1	U/M	DWG SIZE			

QTY RECD PER ASSY PARTS LIST

QTY RECD PER ASSY PARTS LIST

LOC	REV	DATE	BY	APP
A	1	0150-0292-02	TE	1-03
B	1	0150-5685-94	TE	MAR02
C	1	0150-4384-93	CB	9-94
D	1		TE	3-93

DIMENSIONS IN INCHES. DO NOT SCALE PRINT. TOLERANCES UNLESS OTHERWISE SPECIFIED: 2 PLG DEC ±.02 3 PLG DEC ±.02 4 PLG DEC ±.02 ANGLES ± SURF TEXTURE: REMOVE BURRS, BREAK SHARP EDGES R.015 MAX

DR	2/12/93	APP	2-18-93
P. MATHIAS		B. WOLFE	
CHK	2-17-93	REL	2-19-93
C. ERISMAN		B. MCPHERSON	

AMP AMP Incorporated Harrisburg, PA 17105-3608

NAME: SIDE FEED HDM APPLICATOR MACHINE REF: MINI APPL

SCALE: D DWG NO: 567491 SHEET: 1 OF 1 REV: C1