



### 2.4-5.85 GHZ VERTICALLY POLARIZED OMNIDIRECTIONAL ANTENNA

The Mesh Series<sup>™</sup> omnidirectional antenna systems offered by Laird are designed with mesh networking in mind. With their waterproof N male connector they can be easily mounted to an enclosure like the die-cast enclosure (DCE-7x6x2) to give total wireless coverage. Various gains and frequencies are available. They are constructed of UV resistant materials and are waterproof for a long service life.

#### FEATURES

- Mesh networking vertically polarized omni-directionals
- Various gains available: 5dBi to 12dBi
- Various frequencies available: 2.4GHz 3.5GHz, 4.9GHz, 5GHz, also tri-band model
- Type N male integrated connector
- Rugged, lightweight, and waterproof

#### MARKETS

- Mesh networking applications
- 2 to 6 GHz wireless applications
- Point to multi-point systems
- Base station antennas
- WiFi access points
- WiMax base stations

PARAMETER	
VSWR	1.5:1
Impedance	50 ohm
Input power	10W
Rate wind velocity	125 mph (56 m/sec)
Operating temperature	-40 - +70°C

MODEL	FREQ. (MHz)	GAIN	VERT BW	WEIGHT	DIM (L x DIA)
OD24M-5	2400-2485	5dBi	25°	0.5 lbs (0.2 kg)	12 x 0.6 in (355 x 15 mm)
OD24M-7	2400-2485	7dBi	18°	0.6 lbs (0.3 kg)	21 x 0.6 in (540 x 15 mm)
OD24M-9	2400-2485	9dBi	14°	0.8 lbs (0.4 kg)	27 x 0.6 in (690 x 15 mm)
OD24M-12	2400-2485	12dBi	7°	1.4 lbs (0.6 kg)	48 x 0.6 in (1220 x 15 mm)
OD35M-10	3400-3600	10dBi	14°	1.1 lbs (0.5 kg)	27 x 0.6 in (690 x 15 mm)
OD49M-6	4940-4990	6dBi	30°	1.5 oz (43 g)	7 x 0.5 in (175 x 13 mm)
OD49M-11	4940-4990	11dBi	5°	1.1 lbs (0.5 kg)	31 x 0.6 in (787 x 15 mm)
OD5WM6	5150-5850	6dBi	8.5°	5 oz (0.14 kg)	19 x 0.6 in (483 x 15 mm)
OD58M-12	5400-5850	12dBi	7°	0.65 lbs (0.5 kg)	27.5 x 0.6 in (700 x 15 mm)

Americas: +1.847 839.6907  
IAS-AmericasEastSales@lairdtech.com

Europe: +44.1628.858941  
IAS-EUSales@lairdtech.com

Asia: +86.21.5855.0827.127  
IAS-AsiaSales@lairdtech.com

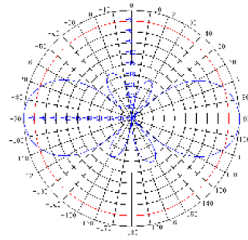
[www.lairdtech.com](http://www.lairdtech.com)



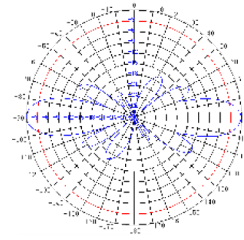
Smart Technology. Delivered.

# Mesh Series™ Omni Antennas ODxxM

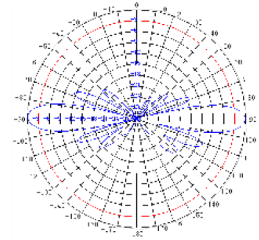
## ANTENNA PATTERNS



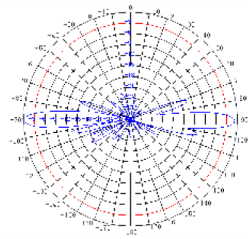
OD24M-5 E-Plane



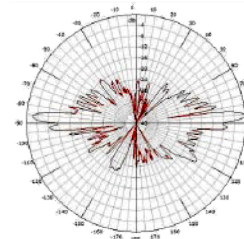
OD24M-7 E-Plane



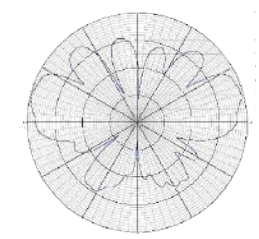
OD24M-9 E-Plane



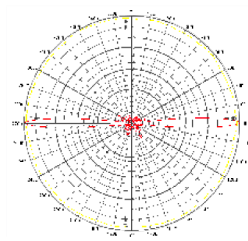
OD24M-12 E-Plane



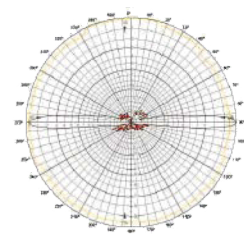
OD49M-11D1 E-Plane



OD49M-6 E-Plane



OD58M-12



OD5WM-6

## SYSTEM ORDERING

OD\_M-

Frequency

Gain

24 = 2400 to 2485 MHz 35 = 5 = 5dBi  
 = 3400 to 3600 MHz 49 = 12 = 12dBi  
 = 4940 to 4990 MHz 58 =  
 = 5400 to 5858 MHz 5W =  
 = 5150 to 5850 MHz

Americas: +1.847.839.6907  
 IAS-AmericasEastSales@lairdtech.com

Europe: +44.1628.858941  
 IAS-EUSales@lairdtech.com

Asia: +86.21.5855.0827.127  
 IAS-AsiaSales@lairdtech.com

[www.lairdtech.com](http://www.lairdtech.com)

ANT-DS-ODxxM 0115

Any information furnished by Laird Inc. and its agents is believed to be accurate and reliable. All specifications are subject to change without notice. Responsibility for the use and application of Laird materials rests with the end user, since Laird and its agents cannot be aware of all potential uses. Laird makes no warranties as to the fitness, merchantability or suitability of any Laird materials or products for any specific or general uses. Laird shall not be liable for incidental or consequential damages of any kind. All Laird products are sold pursuant to the Laird Terms and Conditions of sale in effect from time to time, a copy of which will be furnished upon request. © Copyright 2015 Laird Inc. All Rights Reserved. Laird, Laird Technologies, the Laird Logo, and other marks are trademarks or registered trademarks of Laird Inc. or an affiliate company thereof. Other product or service names may be the property of third parties. Nothing herein provides a license under any Laird or any third party intellectual property rights.