

# Printed-circuit board connector - GMVSTBR 2,5/ 4-STF-7,62 - 1847903

Please be informed that the data shown in this PDF Document is generated from our Online Catalog. Please find the complete data in the user's documentation. Our General Terms of Use for Downloads are valid (<http://phoenixcontact.com/download>)

PCB connector, nominal current: 12 A, rated voltage (III/2): 630 V, number of positions: 4, pitch: 7.62 mm, connection method: Screw connection with tension sleeve, color: green, contact surface: Tin



The figure shows a 10-position version of the product

## Why buy this product

- Plug-in direction vertical to the conductor axis
- Plugs for 630 V applications (III/2)
- Well-known connection principle allows worldwide use
- Low temperature rise, thanks to maximum contact force
- Larger pitch for increased voltage requirements
- Allows connection of two conductors
- Screwable flange for superior mechanical stability



## Key Commercial Data

|              |               |
|--------------|---------------|
| Packing unit | 50 STK        |
| GTIN         |               |
| GTIN         | 4017918114022 |

## Technical data

### Dimensions

|              |          |
|--------------|----------|
| Length [ l ] | 12.5 mm  |
| Width [ w ]  | 40.92 mm |
| Height [ h ] | 26 mm    |
| Pitch        | 7.62 mm  |
| Dimension a  | 22.86 mm |

### General

|                   |                    |
|-------------------|--------------------|
| Range of articles | GMVSTBR 2,5/..-STF |
| Type of contact   | Female connector   |

# Printed-circuit board connector - GMVSTBR 2,5/ 4-STF-7,62 - 1847903

## Technical data

### General

|  |                                      |
|--|--------------------------------------|
| Number of positions                    | 4                                    |
| Connection method                      | Screw connection with tension sleeve |
| Insulating material group              | I                                    |
| Rated surge voltage (III/3)            | 6 kV                                 |
| Rated surge voltage (III/2)            | 6 kV                                 |
| Rated surge voltage (II/2)             | 6 kV                                 |
| Rated voltage (III/3)                  | 500 V                                |
| Rated voltage (III/2)                  | 630 V                                |
| Rated voltage (II/2)                   | 1000 V                               |
| Connection in acc. with standard       | EN-VDE                               |
| Nominal current $I_N$                  | 12 A                                 |
| Nominal cross section                  | 2.5 mm <sup>2</sup>                  |
| Maximum load current                   | 12 A                                 |
| Insulating material                    | PA                                   |
| Flammability rating according to UL 94 | V0                                   |
| Internal cylindrical gage              | A3                                   |
| Stripping length                       | 7 mm                                 |
| Screw thread                           | M3                                   |
| Tightening torque, min                 | 0.5 Nm                               |
| Tightening torque max                  | 0.6 Nm                               |

### Connection data

|   |                      |
|---|----------------------|
| Conductor cross section solid min.  | 0.2 mm <sup>2</sup>  |
| Conductor cross section solid max.  | 2.5 mm <sup>2</sup>  |
| Conductor cross section flexible min.   | 0.2 mm <sup>2</sup>  |
| Conductor cross section flexible max.   | 2.5 mm <sup>2</sup>  |
| Conductor cross section flexible, with ferrule without plastic sleeve min.              | 0.25 mm <sup>2</sup> |
| Conductor cross section flexible, with ferrule without plastic sleeve max.              | 2.5 mm <sup>2</sup>  |
| Conductor cross section flexible, with ferrule with plastic sleeve min.                 | 0.25 mm <sup>2</sup> |
| Conductor cross section flexible, with ferrule with plastic sleeve max.                 | 2.5 mm <sup>2</sup>  |
| Conductor cross section AWG min.  | 24                   |
| Conductor cross section AWG max.  | 12                   |
| 2 conductors with same cross section, solid min.  | 0.2 mm <sup>2</sup>  |
| 2 conductors with same cross section, solid max.  | 1 mm <sup>2</sup>    |
| 2 conductors with same cross section, stranded min.                                     | 0.2 mm <sup>2</sup>  |
| 2 conductors with same cross section, stranded max.                                     | 1.5 mm <sup>2</sup>  |
| 2 conductors with same cross section, stranded, ferrules without plastic sleeve, min.   | 0.25 mm <sup>2</sup> |
| 2 conductors with same cross section, stranded, ferrules without plastic sleeve, max.   | 1 mm <sup>2</sup>    |
| 2 conductors with same cross section, stranded, TWIN ferrules with plastic sleeve, min. | 0.5 mm <sup>2</sup>  |

# Printed-circuit board connector - GMVSTBR 2,5/ 4-STF-7,62 - 1847903

## Technical data

### Connection data

|   |                   |
|---|-------------------|
| 2 conductors with same cross section, stranded, TWIN ferrules with plastic sleeve, max. | 1 mm <sup>2</sup> |
| Minimum AWG according to UL/CUL   | 30                |
| Maximum AWG according to UL/CUL   | 12                |

### Standards and Regulations

|  |        |
|--|--------|
| Connection in acc. with standard       | EN-VDE |
|  | CSA    |
| Flammability rating according to UL 94 | V0     |

### Environmental Product Compliance

|            |   |
|------------|---|
| REACH SVHC | Lead 7439-92-1  |
| China RoHS | Environmentally Friendly Use Period = 50  |
|            | For details about hazardous substances go to tab "Downloads", Category "Manufacturer's declaration" |

## Approvals

### Approvals

#### Approvals

CSA / VDE Gutachten mit Fertigungsüberwachung / IECEE CB Scheme / EAC / cULus Recognized

#### Ex Approvals

### Approval details


|                            |       |   |                 |
|----------------------------|-------|---|-----------------|
| CSA                        |       | <a href="http://www.csagroup.org/services-industries/product-listing/">http://www.csagroup.org/services-industries/product-listing/</a> | LR13631-2585950 |
|                            | D     | B   |                 |
| Nominal voltage UN         | 300 V | 300 V   |                 |
| Nominal current IN         | 10 A  | 10 A  |                 |
| mm <sup>2</sup> /AWG/kcmil | 28-12 | 28-12   |                 |


|   |       |   |          |
|---|-------|---|----------|
| VDE Gutachten mit Fertigungsüberwachung |       | <a href="http://www2.vde.com/de/Institut/Online-Service/VDE-gepruefteProdukte/Seiten/Online-Suche.aspx">http://www2.vde.com/de/Institut/Online-Service/VDE-gepruefteProdukte/Seiten/Online-Suche.aspx</a> | 40004701 |
| Nominal voltage UN                      | 400 V |   |          |
| Nominal current IN                      | 12 A  |   |          |


## Printed-circuit board connector - GMVSTBR 2,5/ 4-STF-7,62 - 1847903

### Approvals

|               |         |
|---------------|---------|
| mm²/AWG/kcmil | 0.2-2.5 |
|---------------|---------|

|                    |   |   |                |
|--------------------|---|---|----------------|
| IECEE CB Scheme    |  | <a href="http://www.iecee.org/">http://www.iecee.org/</a> | DE1-58978-B1B2 |
| Nominal voltage UN | 400 V   |   |                |
| Nominal current IN | 12 A  |   |                |
| mm²/AWG/kcmil      | 0.2-2.5   |   |                |

|     |   |         |
|-----|---|---------|
| EAC |  | B.01742 |
|-----|---|---------|

|                    |  |   |                 |
|--------------------|--|---|-----------------|
| cULus Recognized   |  | <a href="http://database.ul.com/cgi-bin/XYV/template/LISEXT/1FRAME/index.htm">http://database.ul.com/cgi-bin/XYV/template/LISEXT/1FRAME/index.htm</a> | E60425-19931013 |
|                    | D  | B   |                 |
| Nominal voltage UN | 300 V  | 300 V   |                 |
| Nominal current IN | 10 A   | 15 A  |                 |
| mm²/AWG/kcmil      | 30-12  | 30-12   |                 |

Phoenix Contact 2018 © - all rights reserved  
<http://www.phoenixcontact.com>

PHOENIX CONTACT GmbH & Co. KG  
 Flachsmarktstr. 8  
 32825 Blomberg  
 Germany  
 Tel. +49 5235 300  
 Fax +49 5235 3 41200  
<http://www.phoenixcontact.com>