

REFERENCE SPECIFICATIONS

-NFC 93425 (in compliance with HE 508)

PHYSICAL CHARACTERISTICS

-INSULATOR MATERIAL: THERMOSET UL94V0

BRASS
GOLD OVER NICKEL

-ACCESSORIES:

BRASS
Cadmium plated, yellow passivation

-SHELLS:

STEEL
Cadmium plated, yellow passivation

ELECTRICAL CHARACTERISTICS

-NOMINAL CURRENT: 7.5A

-CONTACT RESISTANCE: <= 7.3 m ohms

-CONTACT/CONTACT : >=1000 V

-CONTACT/GROUND : >=1200 V

-INSULATION RESISTANCE: >=5000 MOhms

ENVIRONMENTAL CHARACTERISTICS

- CLIMATIC CATEGORY: 55/155/56

TEMPERATURE RANGE -55°C TO +155°C

DAMP HEAT STEADY STATE 56 DAYS

SALT SPRAY 48 HOURS

MECHANICAL CHARACTERISTICS

- RETENTION AGAINST TORQUE: - Threaded insert: 0.7 N.m minimum

- Female screw : 0.5 N.m minimum

DBML25P043N

Series

Shell size: **E A B C D**
see sheet 2

Front accessory definition
see sheet 2

- Blank** : without accessory
- F** : floating mounting
- L** : threaded insert M3
- O** : threaded insert UNC 4-40
- V** : female screw UNC 4-40

Contact number (see sheet 2)
9,15,25,37,50

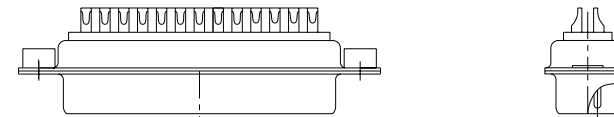
Contacts

P Pin

Plating

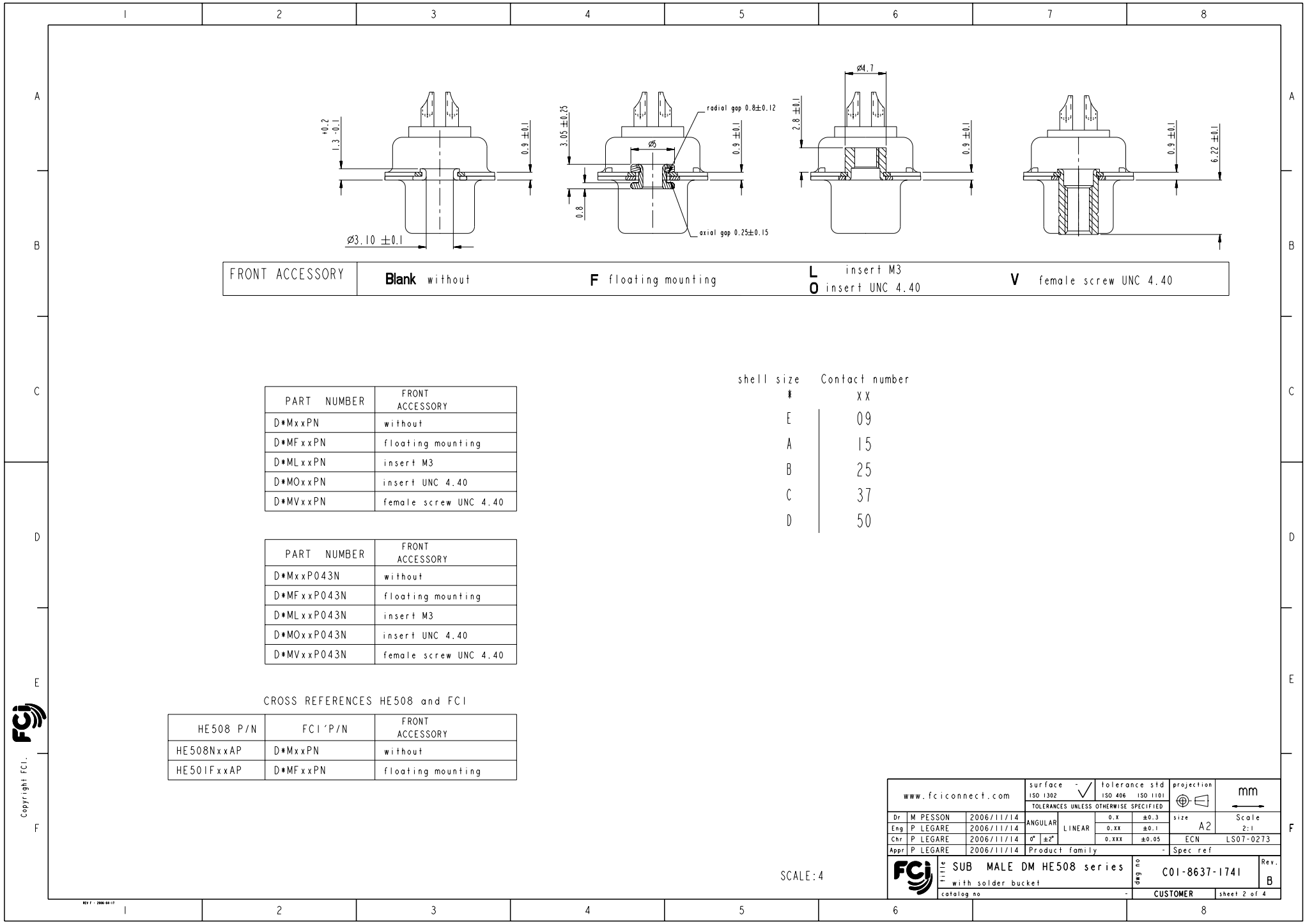
- Blank** : solder bucket 500 matings/unmatings
- 043** : solder bucket 500 matings/unmatings
for harsh environment

Obligatory for HE508



25WAY for Example

www.fciconnect.com				surface	tolerance std	projection	mm	
				ISO 1302	ISO 406 ISO 1101	⊕		
				TOLERANCES UNLESS OTHERWISE SPECIFIED				
Dr	M PESSON	2006/11/14	ANGULAR	0.X	±0.3	size	Scale	
Eng	P LEGARE	2006/11/14	LINEAR	0.xx	±0.1	A2	2:1	
Chr	P LEGARE	2006/11/14	0° ±2°	0.xxx	±0.05	ECN	LS07-0273	
Appr	P LEGARE	2006/11/14	Product family	- Spec ref				
FCJ				SUB MALE DM HE508 series		dwg no	C01-8637-1741	
				with solder bucket		Rev.	B	
				catalog no	CUSTOMER		sheet 1 of 4	



FRONT ACCESSORY	Blank without	F floating mounting	L insert M3 O insert UNC 4.40	V female screw UNC 4.40
-----------------	----------------------	----------------------------	------------------------------------------------	--------------------------------

shell size	Contact number
#	XX
E	09
A	15
B	25
C	37
D	50

PART NUMBER	FRONT ACCESSORY
D*MxxPN	without
D*MFxxPN	floating mounting
D*MLxxPN	insert M3
D*MOxxPN	insert UNC 4.40
D*MVxxPN	female screw UNC 4.40

PART NUMBER	FRONT ACCESSORY
D*MxxP043N	without
D*MFxxP043N	floating mounting
D*MLxxP043N	insert M3
D*MOxxP043N	insert UNC 4.40
D*MVxxP043N	female screw UNC 4.40

CROSS REFERENCES HE508 and FCI

HE508 P/N	FCI P/N	FRONT ACCESSORY
HE508NxxAP	D*MxxPN	without
HE501FxxAP	D*MFxxPN	floating mounting

Copyright FCI

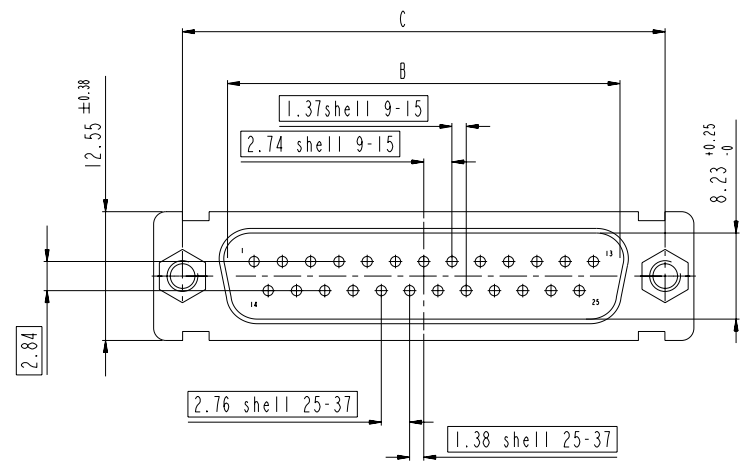
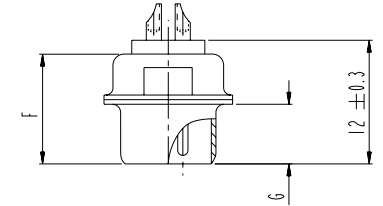
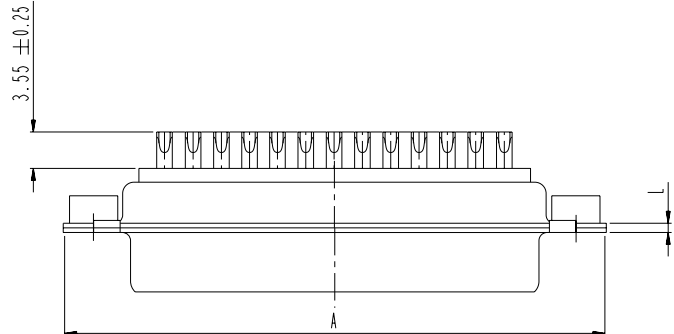
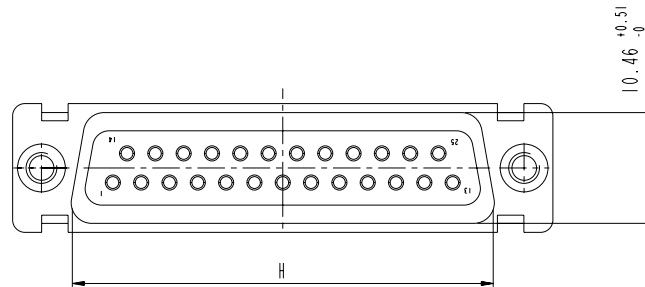
www.fciconnect.com		surface -	tolerance std	projection	mm
		ISO 1302	ISO 406 ISO 1101		
		TOLERANCES UNLESS OTHERWISE SPECIFIED			
Dr	M PESSON	2006/11/14	ANGULAR	0.X ±0.3	size A2 Scale 2:1
Eng	P LEGARE	2006/11/14	LINEAR	0.XX ±0.1	
Chr	P LEGARE	2006/11/14	0° ±2'	0.XXX ±0.05	ECN LS07-0273
Appr	P LEGARE	2006/11/14	Product family	-	Spec ref
		SUB MALE DM HE508 series		dwg no	Rev.
		with solder bucket		C01-8637-1741	B
		catalog no	CUSTOMER	sheet 2 of 4	

SCALE: 4

DIMENSIONS FOR SHELL E,A,B,C

Dimensions are in millimeters

Shell size	Number of contacts	A ^{+0.76} ₋₀	B ^{+0.25} ₋₀	C ± 0.12	F ^{+0.57} ₋₀	G ^{+0.25} ₋₀	H ^{+0.51} ₋₀	L ^{+0.22} ₋₀
E	09	30.43	16.79	24.99	10.47	5.9 ^{+0.15} ₋₀	19.02	0.80
A	15	38.76	25.12	33.32	10.47	5.9 ^{+0.15} ₋₀	27.25	0.80
B	25	52.65	38.84	47.04	10.43	5.7 ^{+0.25} ₋₀	41.02	0.80
C	37	68.94	55.30	63.50	10.56	5.7 ^{+0.25} ₋₀	57.45	0.90

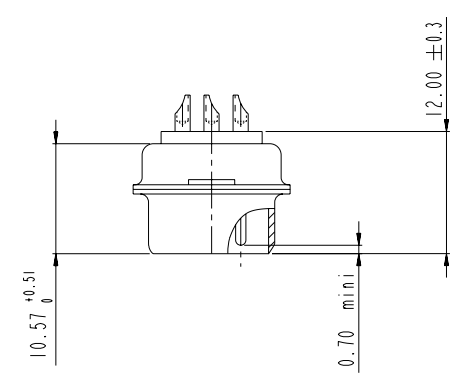
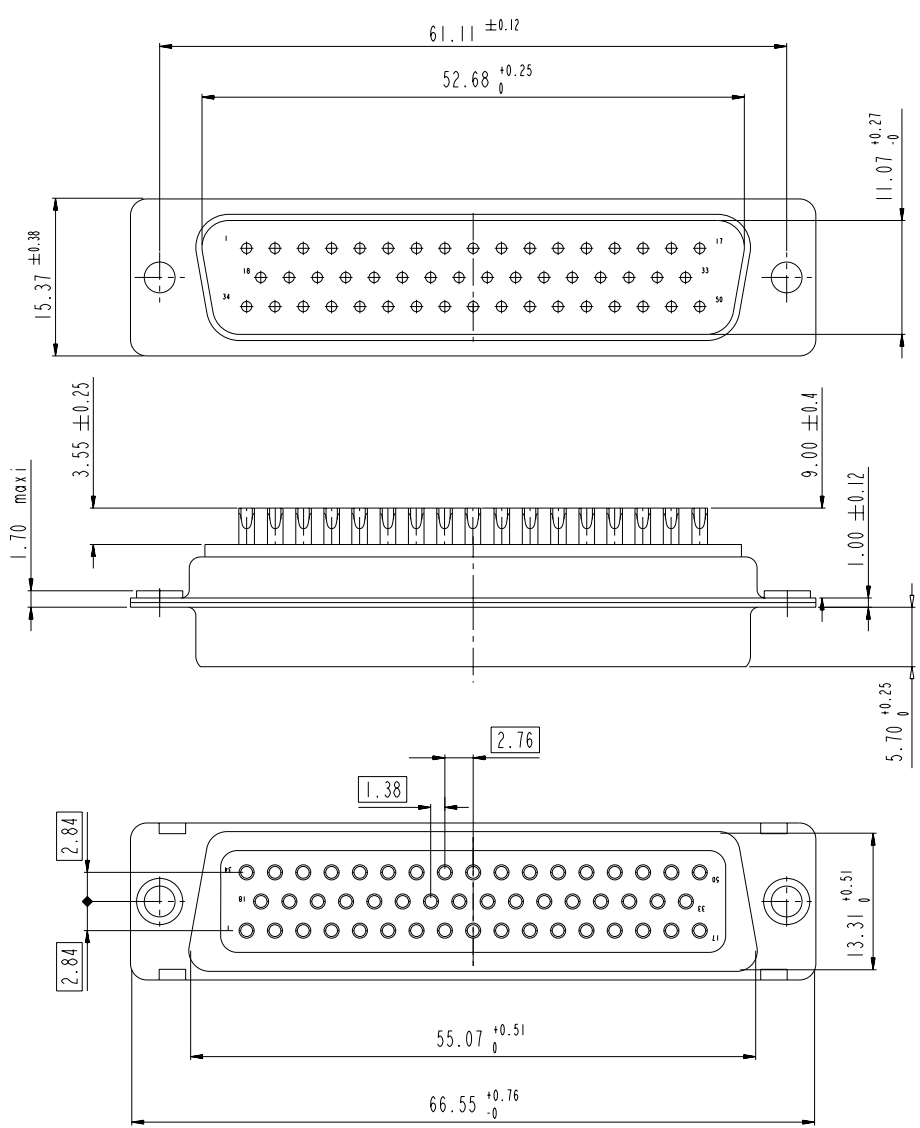


scale 3

Copyright FCJ

www.fciconnect.com		surface ISO 1302	tolerance std ISO 406 ISO 1101	projection mm
		TOLERANCES UNLESS OTHERWISE SPECIFIED		
Dr M PESSON	2006/11/14	ANGULAR	0.X ±0.3	size A2
Eng P LEGARE	2006/11/14	LINEAR	0.XX ±0.1	Scale 2:1
Chr P LEGARE	2006/11/14	0° ±2°	0.XXX ±0.05	ECN LS07-0273
Appr P LEGARE	2006/11/14	Product family	- Spec ref	
FCJ SUB MALE DM HE508 series		cat no	C01-8637-1741	
with solder bucket		Rev.	B	
catalog no		CUSTOMER	sheet 3 of 4	

DIMENSIONS FOR SHELL SIZE D (50 CONTACTS)



scale 3

Copyright FCI.
FCI

www.fciconnect.com		surface ISO 1302	tolerance std ISO 406 ISO 1101	projection mm
		TOLERANCES UNLESS OTHERWISE SPECIFIED		
Dr	M PESSON	2006/11/14	ANGULAR	size A2
Eng	P LEGARE	2006/11/14	LINEAR	Scale 2:1
Chr	P LEGARE	2006/11/14	$0^\circ \pm 2'$	ECN LS07-0273
Appr	P LEGARE	2006/11/14	Product family	Spec ref
FCI		SUB MALE DM HE508 series		Rev. B
Title		with solder bucket		dwg no C01-8637-1741
catalog no		CUSTOMER		sheet 4 of 4