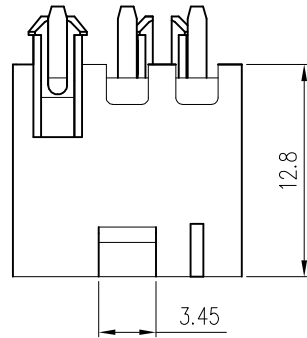


PRODUCT NUMBER
SEE PART NO. TABLE



RECOMMENDED PCB LAYOUT

PCB THK=1.0~1.6
TOLERANCE: ±0.05

NOTES:

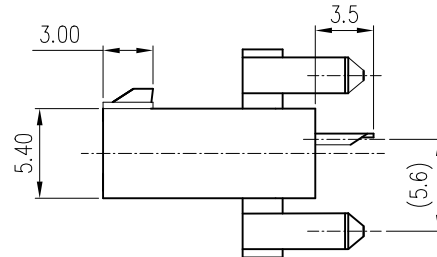
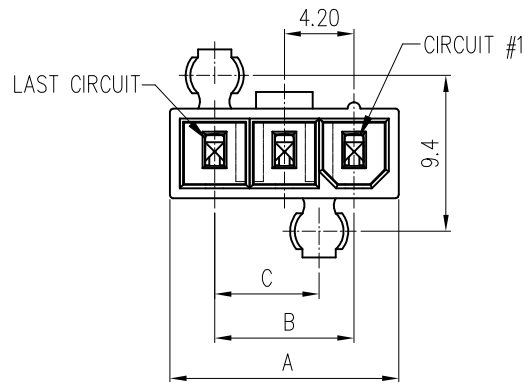
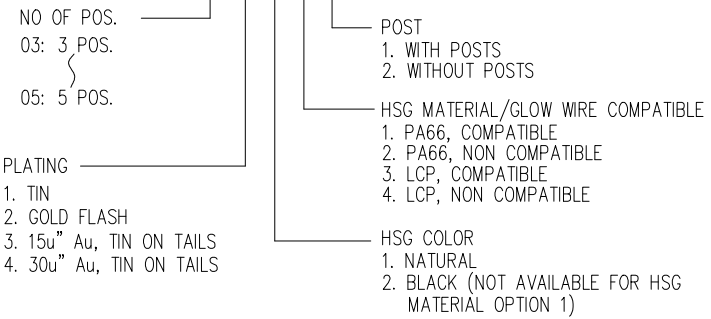
- MATERIAL: UL94V-0, MATERIAL AND COLOR: OPTIONAL
TERMINAL: COPPER ALLOY
- FINISH:
UNDERPLATING: Ni OVERALL.
CONTACT AREA AND SOLDER TAILS: SEE PART NUMBER SCHEME.
- PRODUCT SPECIFICATION: GS-12-1181
- PACKAGE SPECIFICATION: GS-14-2362
- THIS PART MATES WITH FCI RECEPTACLE WIRE CONNECTOR 10136644
- THE PART IS APPLICABLE FOR WAVE SOLDERING PROCESS WITH A 1.0~1.6mm THICKNESS PCB.
LCP HSG IS CAPABLE FOR 260°C 5 SEC. REFLOW SOLDERING PROCESS.

7. DIMENSION TABLE:

POS.	A	B	C
03	13.8	8.4	6.3
04	18.0	12.6	10.5
05	22.2	16.8	14.7

PART NUMBER SCHEME:

10136647- XX X X X X LF



mat'l. code		surface <input checked="" type="checkbox"/> tolerance		projection	product family MINITEK PWR4.2 HCC	
ltr	ecn no	dr	date	tolerances unless otherwise specified		title
A	TAI	2015-08-28	angles	X.X ±0.3	mm	MINITEK PWR4.2 HIGH CURRENT CONNECTOR V/T DIP HEADER
B	ELX-N-27295	TONY	2017-06-22	X.XX ±0.20		
		x'±2'		linear	scale	N.T.S.
		dr	KENNY TAI	2015-08-21	dwg no	
		enr	KENNY TAI	2015-08-21	sheet 1 of 1	
		chr	KENNY TAI	2015-08-28	size	
		appd	PM ZHENG	2015-08-28	A4	
sheet index		revision	B	type		Product Customer Drawing
sheet		1				