

FIG 1
 FTSH-1XX-XX-XXX-DV-X ©
 ALL DIMENSIONS ARE SYMMETRIC ABOUT THE CENTERLINE.

TABLE 1	
OPTION	"A"
-A	.038 [0.97]
-K	N/A
-M	N/A
-P	N/A

PROPRIETARY NOTE
 THIS DOCUMENT CONTAINS INFORMATION CONFIDENTIAL AND PROPRIETARY TO SAMTEC, INC. AND SHALL NOT BE REPRODUCED OR TRANSFERRED TO OTHER DOCUMENTS OR DISCLOSED TO OTHERS OR USED FOR ANY PURPOSE OTHER THAN THAT WHICH IT WAS OBTAINED WITHOUT THE EXPRESSED WRITTEN CONSENT OF SAMTEC, INC.



520 PARK EAST BLVD, NEW ALBANY, IN 47150
 PHONE: 812-944-6733 FAX: 812-948-5047
 e-Mail info@SAMTEC.com code 55322

NOTES:
1. STENCIL TO BE .0060[.152] THICK.

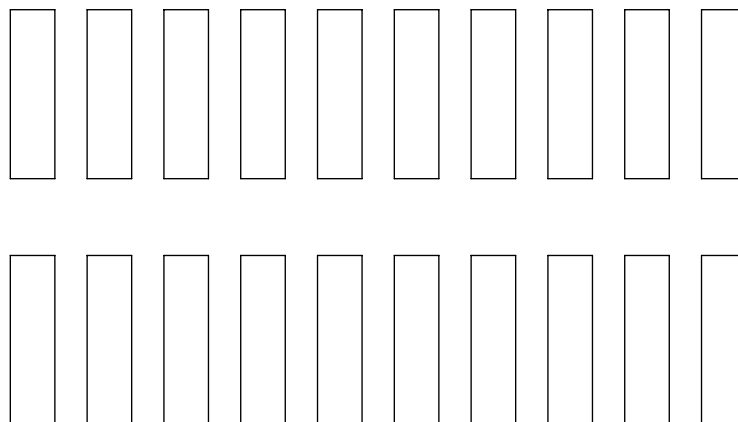



FIG 2 
FTSH-1XX-XX-XXX-DV-XXX
(SAME AS FIG 1, DIFFERENT AS SHOWN)

PROPRIETARY NOTE
THIS DOCUMENT CONTAINS INFORMATION
CONFIDENTIAL AND PROPRIETARY TO
SAMTEC, INC. AND SHALL NOT BE REPRODUCED
OR TRANSFERRED TO OTHER DOCUMENTS OR
DISCLOSED TO OTHERS OR USED FOR ANY
PURPOSE OTHER THAN THAT WHICH IT WAS
OBTAINED WITHOUT THE EXPRESSED WRITTEN
CONSENT OF SAMTEC, INC.



520 PARK EAST BLVD, NEW ALBANY, IN 47150
PHONE: 812-944-6733 FAX: 812-948-5047
e-Mail info@SAMTEC.com code 55322

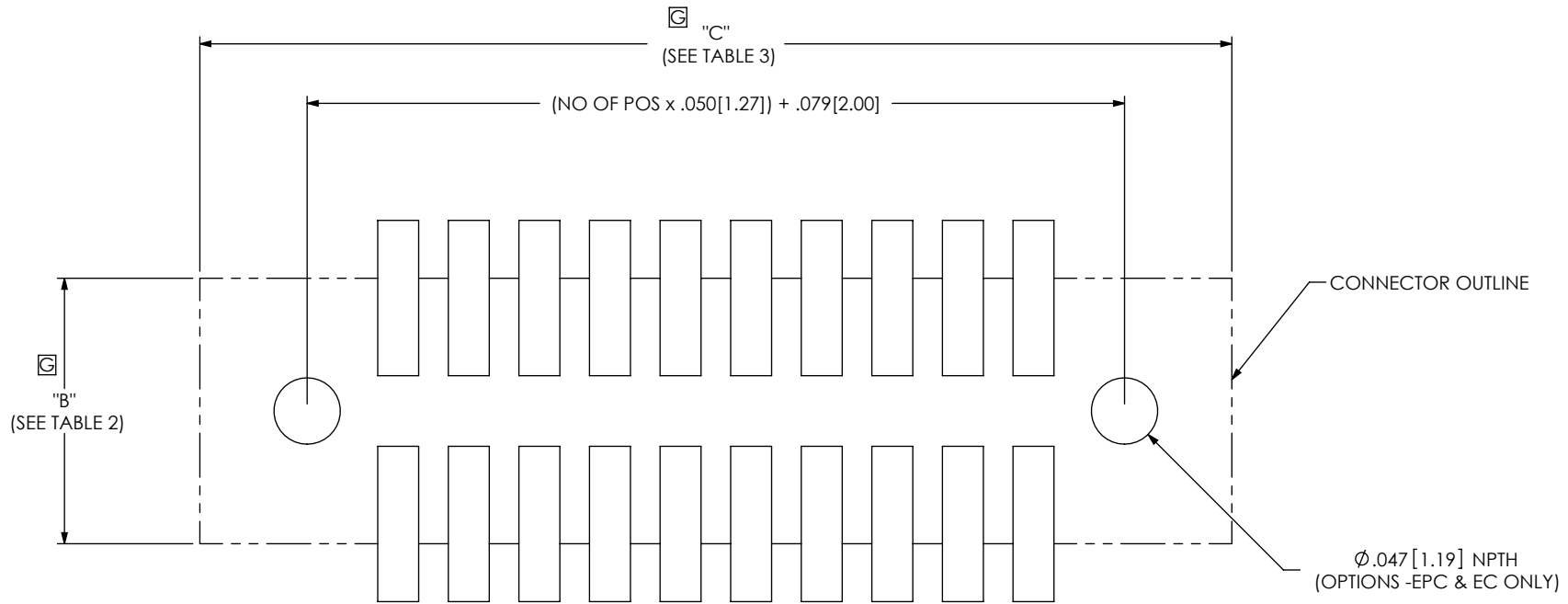


FIG 3
 FTSH-1XX-XX-XXX-DV-EPC/EC/ES/EL/EP
 SAME AS FIG 1, DIFFERENT AS SHOWN
 ALL DIMENSIONS ARE SYMMETRIC ABOUT THE CENTERLINE.

SHROUD TYPE	"B"
FTSH-EX	.188[4.78]
FTSH-XX-ES-XX-X	.175[4.45]

OPTION	"C"
-EPC	NO OF POS x .050[1.27] + .231[5.87]
-EC	NO OF POS x .050[1.27] + .131[3.32]
-ES	NO OF POS x .050[1.27] + .101[2.57]
-EL	NO OF POS x .050[1.27] + .257[6.53]
-EP	NO OF POS x .050[1.27] + .231[5.87]

PROPRIETARY NOTE
 THIS DOCUMENT CONTAINS INFORMATION CONFIDENTIAL AND PROPRIETARY TO SAMTEC, INC. AND SHALL NOT BE REPRODUCED OR TRANSFERRED TO OTHER DOCUMENTS OR DISCLOSED TO OTHERS OR USED FOR ANY PURPOSE OTHER THAN THAT WHICH IT WAS OBTAINED WITHOUT THE EXPRESSED WRITTEN CONSENT OF SAMTEC, INC.



520 PARK EAST BLVD., NEW ALBANY, IN 47150
 PHONE: 812-944-6733 FAX: 812-948-5047
 e-Mail info@SAMTEC.com code 55322

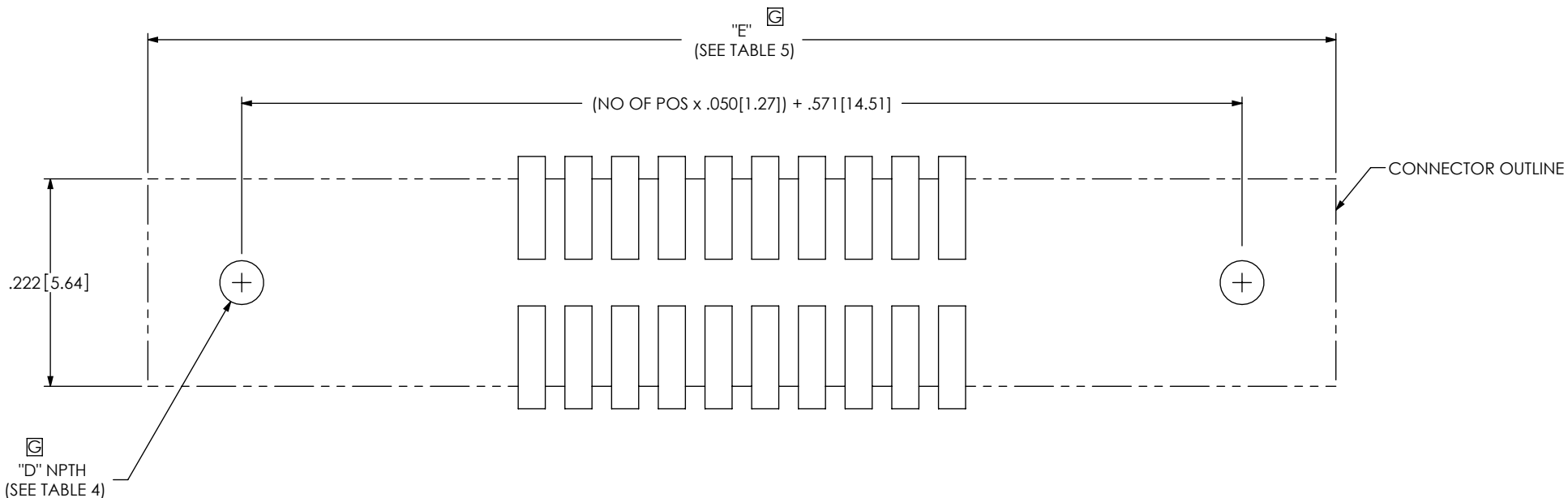


FIG 4
 FTSH-1XX-XX-XXX-DV-EJX
 SAME AS FIG 1, DIFFERENT AS SHOWN
 ALL DIMENSIONS ARE SYMMETRIC ABOUT THE CENTERLINE.

TABLE 4	
OPTION	"D"
-EJM	.040[1.02]
-EJC	.047[1.19]
-EJ	N/A

TABLE 5	
SHROUD POSITION	"E"
SHROUD OPEN	NO OF POS x .050[1.27] + .772[19.61]
SHROUD CLOSED	NO OF POS x .050[1.27] + .621[15.77]

PROPRIETARY NOTE
 THIS DOCUMENT CONTAINS INFORMATION
 CONFIDENTIAL AND PROPRIETARY TO
 SAMTEC, INC. AND SHALL NOT BE REPRODUCED
 OR TRANSFERRED TO OTHER DOCUMENTS OR
 DISCLOSED TO OTHERS OR USED FOR ANY
 PURPOSE OTHER THAN THAT WHICH IT WAS
 OBTAINED WITHOUT THE EXPRESSED WRITTEN
 CONSENT OF SAMTEC, INC.



520 PARK EAST BLVD, NEW ALBANY, IN 47150
 PHONE: 812-944-6733 FAX: 812-948-5047
 e-Mail info@SAMTEC.com code 55322