THIS DRAWING IS UNPUBLISHED. RELEASED FOR PUBLICATION 20
© COPYRIGHT 20 BY TYCO ELECTRONICS CORPORATION. ALL RIGHTS RESERVED.

PART NUMBER	REV	FIRST USED	POWER UNIT	FEED TYPE	DESCRIPTION
1852795-1	A	122500-1	LEADMAKER	AIR FEED	CUTS CARRIER
1852795-2	A	565435-5	BENCH MODEL K	AIR FEED	CUTS CARRIER
1852795-3	A	354500-1	BENCH MODEL G	AIR FEED	CUTS CARRIER
7-1852795-7	A	-	-	-	SPARE PARTS

1. RECOMMENDED SPARE PARTS
2. GREASE LIGHTLY
3. GUARD MUST BE IN PLACE WHEN OPERATING APPLICATOR IN A BENCH MACHINE
4. INSTALL ITEMS 101, 102 & 119 ON SIDE OF STRIPPER ON APPLICATOR HOUSING WITH ITEM 21
5. CUT TO LENGTH AT ASSEMBLY

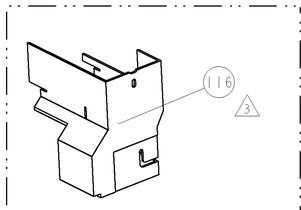

AMP-O-LECTRIC TERM GUARD

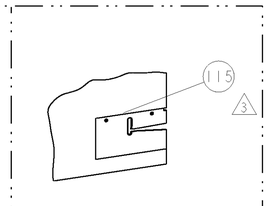

G TERMINATOR GUARD

TERMINAL NAME: .240 RING

TE PN	ARK-LES	ARK-LES TERMINAL - TE CRIMP SPECS		
1949852	4000 2G2-5			
-	-	PAD LTR	CRIMP HEIGHT	WIRE SIZE
-	-	A	1.68mm±.05/-.05[.066+.002/-.002]	16AWG
-	-	B	1.55mm±.05/-.05[.061+.002/-.002]	18AWG
-	-	C	1.47mm±.05/-.05[.058+.002/-.002]	20AWG
-	-	D	1.42mm±.05/-.05[.056+.002/-.002]	22AWG

CRIMP	SIZE	TYPE	RANGE
WIRE	3.05mm [.120]	F	22-16 AWG
INSUL	-	-	-

WIRE STRIP LENGTH	TERM APPL SPEC	FEED	APPLICATOR INSTRUCTIONS	SET UP GAGE
2.39-3.96	CUSTOMER	8.53	408-8040	458637-1

LOC	DIST
A	66

REVISIONS

P	LTR	DESCRIPTION	DATE	DWN	APVD
	A	RELEASED	17FEB2009	RK	TE

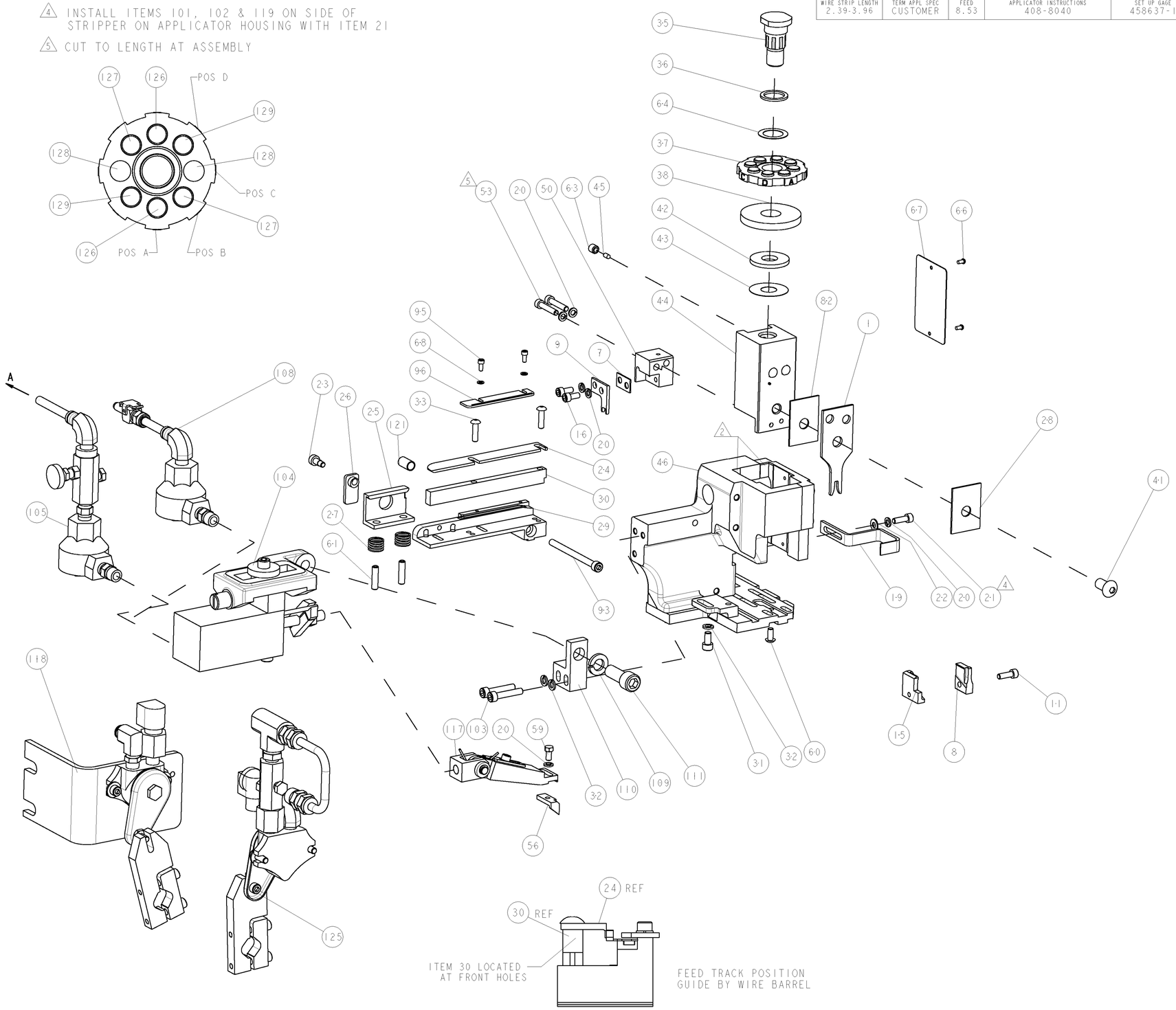

FEED TRACK POSITION
GUIDE BY WIRE BARREL

-77	-3	-2	-1	U/M	PART NO	DESCRIPTION	ITEM NO
-	2	2	2	-	1-354779-6	PIN, WIRE DISC, .3070	129
-	2	2	2	-	1-354779-2	PIN, WIRE DISC, .3050	128
-	2	2	2	-	354779-4	PIN, WIRE DISC, .3010	127
-	2	2	2	-	9-354778-3	PIN, WIRE DISC, .2960	126
-	-	1	-	-	455350-4	AIR BLAST ASS'Y	125
-	1	1	1	-	1-22281-8	SPRING, COMPRESSION	121
-	-	1	-	..	692655-6	AIR FEED VALVE ASSEMBLY	118
-	1	1	1	-	461062-1	FEED FINGER ASSEMBLY	117
3 -	-	REF	-	..	455749-1	GUARD WINDOW	116
3 -	REF	-	-	..	679532-1	INSERT, GUARD	115
-	1	1	1	-	3-21001-5	SCR, SKT HD CAP 3/8-16 X 1.000	111
-	1	1	1	-	459610-1	MOUNT, FEED BRACKET	110
-	1	1	1	-	21024-8	WASHER, SPRG LOCK, REG 3/8	109
-	1	-	1	-	692655-7	AIR FEED VALVE ASSEMBLY	108
-	-	1	-	-	24024-2	VALVE, SHUT OFF	106
-	-	1	-	-	692655-5	AIR FEED VALVE ASSEMBLY	105
-	1	1	1	-	461065-1	ASSEMBLY, AIR FEED	104
-	2	2	2	-	3-21000-9	SCR, SKT HD CAP 10-32 X 1.000	103
4 -	1	1	1	-	986220-3	CLAMP, CABLE, BLACK	102
4 -	1	-	1	-	23238-1	INSERT, COUPLING	101
4 -	42	21	42	IN	27319-4	TUBING 1/4" O.D.	100
-	1	1	1	-	1-690438-5	FRONT STRIP GUIDE	96
-	2	2	2	-	1-21000-3	SCR, SKT HD CAP 4-40 X .250	95
-	1	1	1	-	8-21000-7	SCR, SKT HD CAP 10-32 X 2.500	93
-	1	1	1	-	455888-9	SPACER, CRIMPER	82
-	1	1	1	-	4088040	SF APPL INST 408-8040	72
-	1	1	1	-	217238-1	GENERAL INSTRUCTION PKG	71
-	2	2	2	-	21024-2	WASHER, SPRG LOCK, REG NO 4	68
-	1	1	1	-	461264-1	PLATE, IDENTIFICATION	67
-	2	2	2	-	21017-2	SCREW, DRIVE	66
-	1	1	1	-	986950-1	WASHER, FLAT PRECISION	64
-	1	1	1	-	21009-2	SCR, SET, SELF LOCKING 1/4-20 X .250	63
-	2	2	2	-	5-21006-6	SCR, SET, CUP POINT 10-32 X .750	61
-	1	1	1	-	22733-8	SCR, BHSC, SELF-LOCKING, 8-32 X .375	60
-	1	1	1	-	2-22603-0	SCR, HEX HD CAP 8-32 X .312	59
-	1	1	1	-	694433-2	FEED PAWL	56
5 -	2	2	2	-	3-21000-0	SCR, SKT HD CAP 8-32 X .875	53
-	1	1	1	-	1583893-4	HOLDER, SLUG BLADE	50
-	1	1	1	-	1633399-1	APPL., BASIC AIR FEED SUB ASSY	46
-	1	1	1	-	690191-1	PLUG,NYLON	45
-	1	1	1	-	455673-1	RAM, SIDE FEED	44
-	1	1	1	-	690125-1	SHIM SUB-ASSY	43
-	1	1	1	-	690124-1	WASHER, RAM (.115)	42
-	1	1	1	-	7-21002-6	SCR, BTN SKT HD CAP 5/16-24 X .625	41
-	1	1	1	-	690223-2	SPACER, INS.	38
-	1	1	1	-	354777-1	WIRE DISC, ASSEMBLY	37
-	1	1	1	-	22480-5	SPRING, COMPRESSION	36
-	1	1	1	-	690212-1	POST, RAM	35
-	2	2	2	-	2-21002-3	SCR, BTN SKT HD CAP 8-32 X .625	33
-	3	3	3	-	21024-5	WASHER, SPRG LOCK, REG NO 10	32
-	1	1	1	-	3-21000-4	SCR, SKT HD CAP 10-32 X .375	31
-	1	1	1	-	1320908-9	SPACER, STRIP GUIDE	30
-	1	1	1	-	1633629-2	PLATE, REAR STRIP GUIDE	29
-	1	1	1	-	1-455888-0	SPACER, CRIMPER	28
-	2	2	2	-	1-22284-0	SPRING, COMPRESSION	27
-	1	1	1	-	356835-1	LEVER, DRAG RELEASE	26
-	1	1	1	-	240792-1	DRAG, TERMINAL	25
-	1	1	1	-	1633630-2	PLATE, STRIP GUIDE	24
-	1	1	1	-	21989-8	SCR, SKT HD SHLDR 3/16 DIA X .250	23
-	-	-	1	-	21055-6	WASHER, FLAT, REG NO 8	22
4 -	1	1	1	-	2-21000-7	SCR, SKT HD CAP 8-32 X .500	21
-	6	6	6	-	21024-4	WASHER, SPRG LOCK, REG NO 8	20
-	1	1	-	-	1-456468-4	STRIPPER, SPECIAL	19
-	2	2	2	-	2-21000-6	SCR, SKT HD CAP 8-32 X .375	16
1 -	1	1	1	-	2-1633124-0	PLATE, REAR SHEAR	15
-	1	1	1	-	2-21000-7	SCR, SKT HD CAP 8-32 X .500	11
1 -	1	1	1	-	1-1583859-6	BLADE, SLUG	9
1 1	1	1	1	-	1633766-1	ANVIL, WIRE, SPECIAL	8
-	1	1	1	-	1-240641-9	SPACER	7
-	-	-	-	..	-	-	6
-	-	-	-	..	-	-	4
-	-	-	-	..	-	-	3
1 1	1	1	1	-	3-456409-2	CRIMPER, WIRE .120 "F" PREMIUM	1

THIS DRAWING IS A CONTROLLED DOCUMENT FOR TYCO ELECTRONICS CORPORATION. IT IS SUBJECT TO CHANGE AND THE CONTROLLING ENGINEERING ORGANIZATION SHOULD BE CONTACTED FOR THE LATEST REVISION.

DIMENSIONS: INCHES

TOLERANCES UNLESS OTHERWISE SPECIFIED:
0 PLC ±-
1 PLC ±0.1
2 PLC ±0.01
3 PLC ±0.001
4 PLC ±0.0001
ANGLES ±-

MATERIAL - -
FINISH - -

DWN 26JAN2009 R KNEPPER
CHK 17FEB2009 T ELBIN
APVD 17FEB2009 N.DEMING
PRODUCT SPEC -
APPLICATION SPEC -
WEIGHT -

Tyco Electronics
Tyco Electronics
Harrisburg, PA 17105-3608

NAME SIDE FEED HDM APPLICATOR
-
-

SIZE A1 | CAGE CODE 00779 | DRAWING NO C-1852795 | RESTRICTED TO -

CUSTOMER DRAWING | SCALE 3:5 | SHEET 1 OF 1 | REV A

CUSTOMER VIEWABLE ASSEMBLY