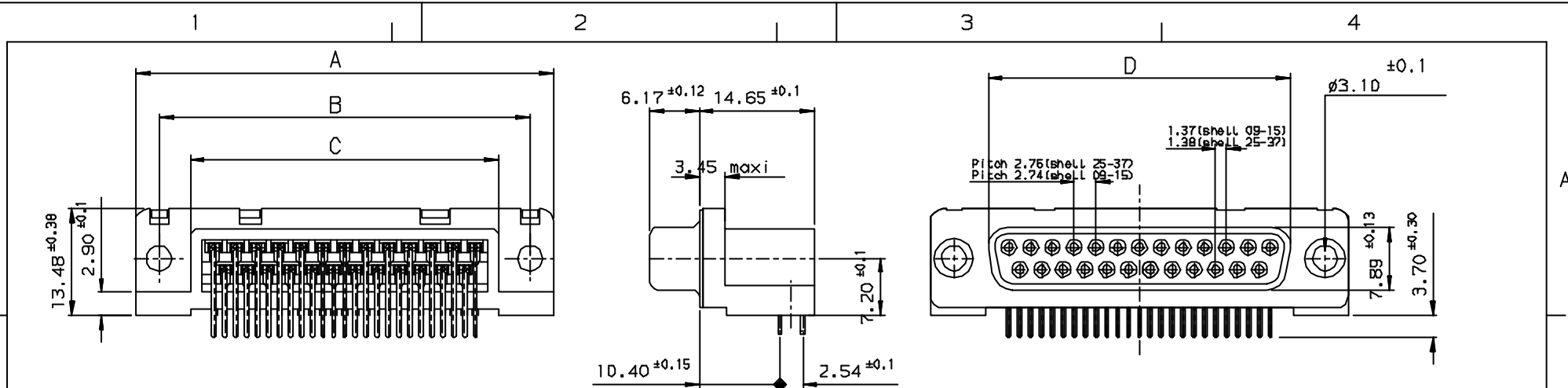


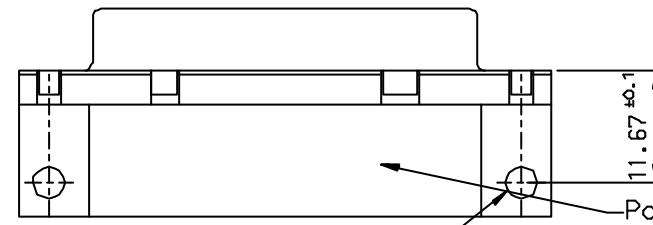
Tous droits strictement réservés. Reproduction ou communication à des tiers interdites sans autorisation écrite de la propriété de FCI. Droits de reproduction FCI.

FCI

All rights strictly reserved. Reproduction or issues in third parties in any form without the written authorization of the property of FCI. Copyright FCI.



PC card drilling dimensions (after plating)
(thickness 2.40±0.20mm)

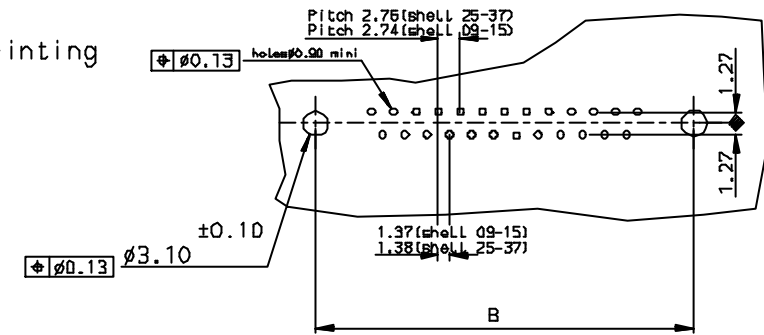


Part Number & Date Code Printing

LF FOR LEAD FREE

SHELL	A±0.38	B±0.12	C±0.10	D±0.25	PART NUMBER
09	30.81	24.99	16.96	16.21	D09S13B*PA00**
15	39.14	33.32	25.18	24.54	D15S13B*PA00**
25	53.03	47.04	39.12	38.25	D25S13B*PA00**
37	69.32	63.50	55.68	54.71	D37S13B*PA00**

Plating: 4 --> Flash AU
Plating: 6 --> 0.76µ AU



FOR ROHS DETAILS REFER DWG.NO:CD1-8646-0000

REQUIREMENTS

Technical characteristics:

Shell: steel tin plated
Insulators: self-extinguishing thermoplastic, UL94V0
Contacts size 20: phosphor bronze, gold on mating end, bright tin on termination end over nickel on entire contact
Cycles: 500 mini for plating 6
200 mini for plating 4

Electrical characteristics:

max. current rating: 5A
Test voltage: 1000V
Rated voltage: 300V
Contact resistance: <15mΩ
Shell resistance: <5mΩ
Insulation resistance: >5000MΩ

Climatic characteristics:

Operating temperature range: -55°C +125°C

Dimensions:

In accordance with MIL-C-24308

INDEX	DATE	REVISION DESCRIPTION
1	27/7/05	LEAD FREE DETAILS ADDED

Utr	Eon no	Dr	date
1	105-0124	E	27/7/05

Dr JOHN SLEERA		19/4/03	Product Family	D-SUB	Tolerance LINEAR ±0.1 ANGULAR ±1°	Projection MM	Size A3	Scale
Eng GEORGE VJ		19/4/03	Spec ref					
Chr GEORGE VJ		27/7/05	Material					
Appr K Somasundaram		27/7/05						
FCI		Title SOCKET CONNECT.DELTA D:right angle spill without accessories.		Dwg no C-8646-0153	Rev. e			
Catalog no DELTA-D		CUSTOMER COPY		Sheet 1 of 1				