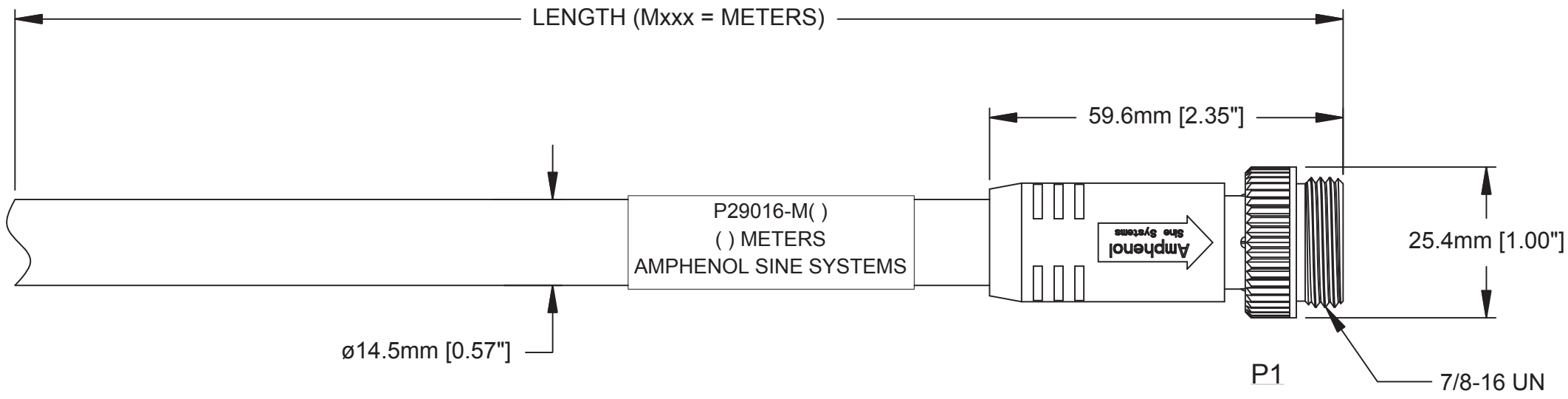


REVISIONS					
REV	ECO	DESCRIPTION	DATE	BY	APPR
A1	-	TECHNICAL DATA SHEET RELEASE	12-MAY-14	KMM	RFC



TECHNICAL DATA:

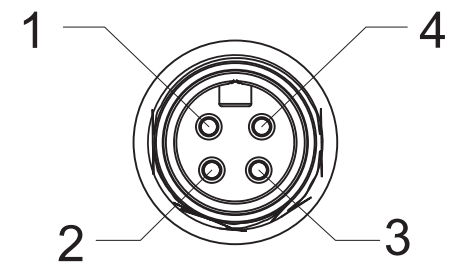
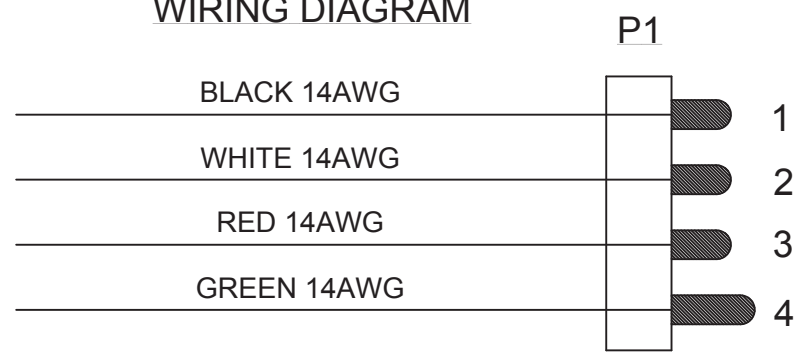
- 1) MATERIALS:
 COUPLING NUT: MACHINED ALUMINUM, ANODIZED
 INSULATION INSERT: THERMOPLASTIC, UL 94/V-0
 CONTACT: GOLD FLASH PLATING OVER COPPER ALLOY
 OVERMOLD MATERIAL: THERMOPLASTIC COLOR: BLACK
 CABLE RATING: UL LISTED DUAL RATED TC-ER/STOOW, CSA TYPE STOOW, FT4 FLAME RATING, 600V, 90°C DRY & 75°C WET (TC-ER), 105°C (STOOW)
 CABLE JACKET MATERIAL: PVC COLOR: BLACK
 CONDUCTOR INSULATION: PVC
 NUMBER OF CONDUCTORS: (4) 14AWG

- 2) ELECTRICAL DATA:
 CURRENT (MAX): 15A
 VOLTAGE (MAX): 600V AC/DC
 INSULATION RESISTANCE (MIN): 5000M OHMS
 DIELECTRIC TEST VOLTAGE: 2200V

- 3) MECHANICAL DATA:
 TEMPERATURE RANGE: -40°C TO 90°C
 PROTECTION: IP67 (MATED CONDITION)
 MATING CYCLES: >500
 VIBRATION RESISTANCE PER MIL-STD-202 METHOD 204
 THERMAL SHOCK PER MIL-STD-202 METHOD 207
 48 HOUR SALT SPRAY PER MIL-STD-202 METHOD 101

- 4) RoHS COMPLIANT
 5) UL 2237 LISTED ASSEMBLY
 UL FILE NUMBERS: E339703

WIRING DIAGRAM



Risk of Electrical Shock
 Do Not Disconnect Under Load.
 Risque de chocs électriques
 Ne pas debrancher sous tension.

WARNING

TOLERANCE	
0-2.99 M = +100.0/-25.0mm	0-9.99 FT = +4" / -1"
3-8.99 M = +150.0/-25.0mm	10.00-29.99 FT = +6" / -1"
9-14.99 M = +300.0/-25.0mm	30.00-49.99 FT = +12" / -1"
15-OVER M = +450.0/-25.0mm	50 FT-OVER = +18" / -1"

QUANTITY	PART NUMBER	DESCRIPTION	ITEM
MATERIALS LIST			
UNLESS OTHERWISE SPECIFIED 1) All dimensions are in metric(mm). 2) Tolerances are as follows: 1 PL DEC ±0.30 Fractions ±1/64 2 PL DEC ±0.15 Angles ±1° 3 PL DEC ±0.08		SIGNATURES DATE DRAWN: KMM 12-MAY-14 CHECKED: MRF 12-MAY-14 ENGINEER: KMM APPROVAL: RFC 12-MAY-14 CUSTOMER:	
MATERIAL SPECIFICATIONS:		 Sine Systems - www.amphenol-sine.com 44724 Morley Drive Clinton Township, MI 48036	
PROCESS SPECIFICATIONS:		M22 POWERBOSS LITE, 4 PIN, MALE-STR, 14 AWG, TC-ER/STOOW, PVC JACKET	
NEXT ASSY:		THIS DRAWING IS SUPPLIED FOR INFORMATION ONLY. DESIGN FEATURES, SPECIFICATIONS AND PERFORMANCE DATA SHOWN HEREON ARE THE PROPERTY OF THE AMPHENOL CORPORATION. NO RIGHTS OF REPRODUCTION ARE IMPLIED. ALL DIMENSIONS ARE SUBJECT TO NORMAL MANUFACTURING VARIATIONS.	SIZE: TYPE: DWG NO: REVISION: C- P29016-Mxxx A1
		SCALE: FULL	C-P29016 SHEET 1 OF 1

TITLE: M22 PB LITE, 4 PIN, M/F, 14AWG, TC-ER/STOOW, PVC
 DWG NO: C-P29008-Mxxx
 REV: A1
 SH: 1
 OF: 1