


# MDH-R

6.3 mm x 32 mm Ferrule and axial lead, high breaking capacity, high I<sup>2</sup>t ceramic tube fuses



### Product description

- High breaking capacity and I<sup>2</sup>t
- High surge withstand: 20 cycles of 1.2/50  $\mu$ s - 8/20  $\mu$ s, 20 kV/10 kA surge
- UL248-14 compliant
- Ceramic tube, nickel plated brass end cap
- 6.3 mm x 32 mm form factor
- Ferrule and axial lead options
- Halogen free, lead free, RoHS compliant

### Applications

Primary circuit protection:

- Lighting controls
- Surge protectors
- LED and general lighting

### Agency information

- cURus Recognition file number: E19180, Vol 7

### Ordering

- Use ordering number (see page 3 for details)

### Packaging suffixes

- BK (100 parts per carton)
- TR (500 parts per roll)

**Electrical characteristics**

$I_n$	1.0I <sub>n</sub> min hour	2.0I <sub>n</sub> max minute
21A	4	2

**Product specifications**

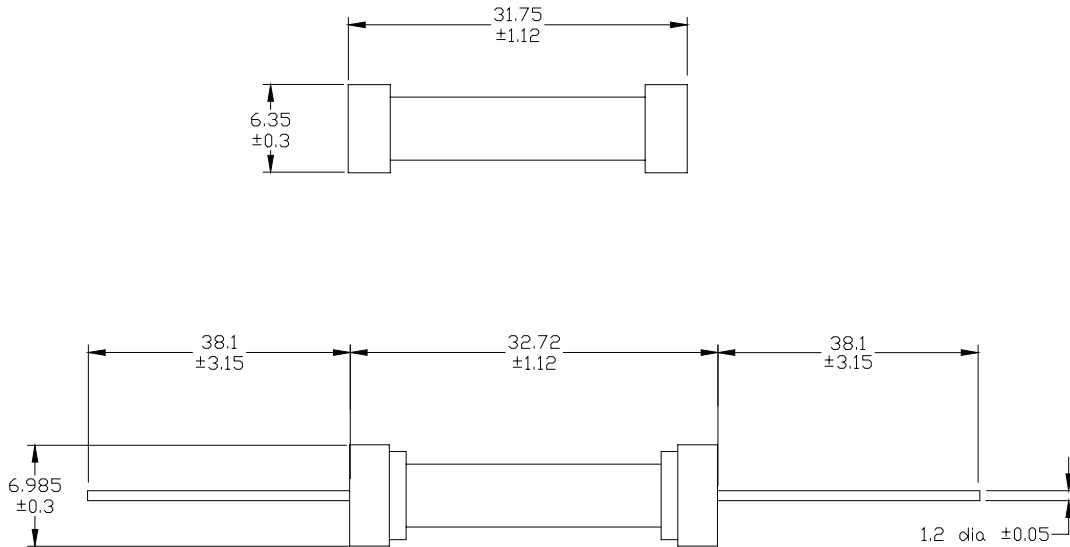
Part number <sup>1</sup>									
Ferrule	Axial lead	Current rating (A)	Voltage rating (V <sub>AC</sub> )	Voltage rating (V <sub>DC</sub> )	Interrupting rating at rated AC voltage (50 Hz) (A <sub>AC</sub> )	Interrupting rating at rated DC voltage (A <sub>DC</sub> )	Typical D C cold resistance (Ω)	Typical pre-arcing <sup>1</sup> I <sup>2</sup> t (A <sup>2</sup> s)	
MDH- 21-R	MDH-V- 21-R	21	600	150	200	200	0.0024	5100	

1. Typical I<sup>2</sup>t value measured at 10 times of rated current under DC.

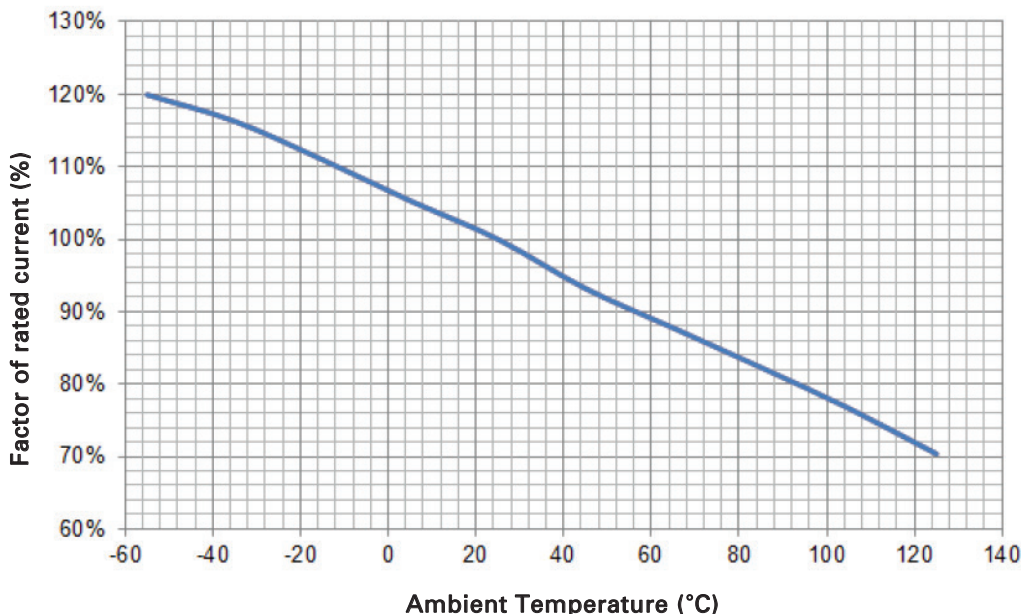
2. Part Number Definition: MDH-x-xx-R  
x = Use "V" code for axial lead, leave blank for ferrule  
xx= Ampere rating  
-R suffix = RoHS compliant

**Dimensions—mm**

Drawing not to scale



**Temperature derating curve**



**Environmental data**

- Operating temperature: - 55 °C to 125 °C (with derating)
- Thermal shock: MIL-STD- 202G, Method 107G, test condition B (5 cycles - 65 °C to 125 °C)
- Vibration: MIL-STD- 202G, Method 201A
- Mechanical shock: MIL-STD- 202, Method 213, test condition A
- Humidity: MIL-STD- 202G, Method 103B, Test condition A
- High surge withstand: 20 cycles of 1.2/50 µs - 8/20 µs, 20 kV/10 kA surge

**Ordering codes**

The ordering code is the part number replacing the "." with a "-" plus adding the packaging suffix as shown.

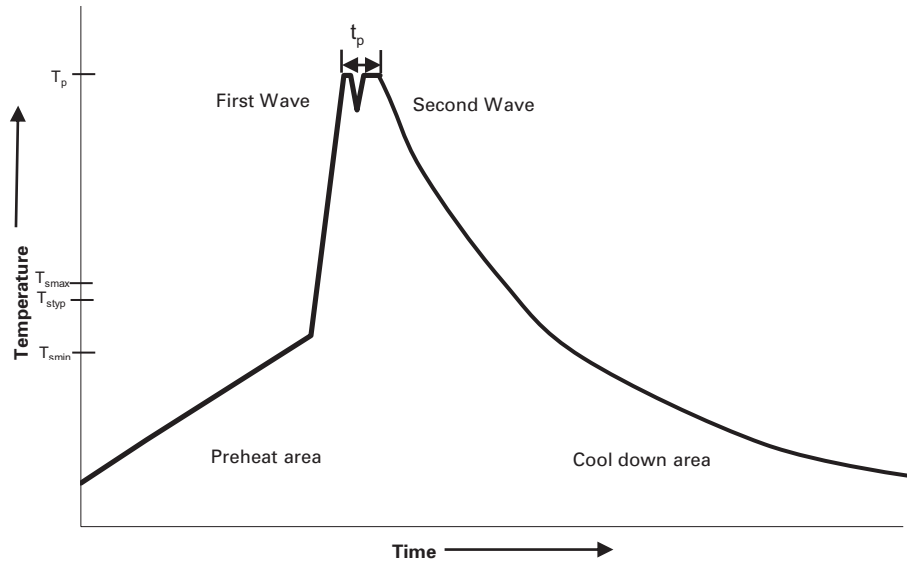
**Packaging suffixes**

- BK (100 parts per carton)
- TR (500 parts per roll)

Part number	Ordering codes	
	BK option	TR option
<b>Ferrule</b>		
MDH-21-R	MDH-21-R-BK	
<b>Axial lead</b>		
MDH-V-21-R	MDH-V-21-RBK	MDH-V-21-RTR

**Through-hole wave solder profile (axial lead only)**

Reflow soldering not recommended



**Reference EN 61760-1:2006**

Profile Feature		Standard SnPb Solder	Lead (Pb) Free Solder
Preheat	• Temperature min. (T <sub>smin</sub> )	100°C	100°C
	• Temperature typ. (T <sub>styp</sub> )	120°C	120°C
	• Temperature max. (T <sub>smax</sub> )	130°C	130°C
	• Time (T <sub>smin</sub> to T <sub>smax</sub> ) (t <sub>s</sub> )	70 seconds	70 seconds
Δ preheat to max Temperature		150°C max.	150°C max.
Peak temperature (T <sub>p</sub> )*		235°C – 260°C	250°C – 260°C
Time at peak temperature (t <sub>p</sub> )		10 seconds max 5 seconds max each wave	10 seconds max 5 seconds max each wave
Ramp-down rate		~ 2 K/s min ~3.5 K/s typ ~5 K/s max	~ 2 K/s min ~3.5 K/s typ ~5 K/s max
Time 25°C to 25°C		4 minutes	4 minutes

**Manual solder**

350°C, 4-5 seconds. (by soldering iron), generally manual, hand soldering is not recommended.

Life Support Policy: Eaton does not authorize the use of any of its products for use in life support devices or systems without the express written approval of an officer of the Company. Life support systems are devices which support or sustain life, and whose failure to perform, when properly used in accordance with instructions for use provided in the labeling, can be reasonably expected to result in significant injury to the user.

Eaton reserves the right, without notice, to change design or construction of any products and to discontinue or limit distribution of any products. Eaton also reserves the right to change or update, without notice, any technical information contained in this bulletin.

**Eaton**  
Electronics Division  
1000 Eaton Boulevard  
Cleveland, OH 44122  
United States  
www.eaton.com/elx

© 2016 Eaton  
All Rights Reserved  
Printed in USA  
Publication No. 10530 BU-MC16038  
April 2016