

This drawing involves proprietary design rights of Tyco Electronics Corporation, and all design, manufacture, reproduction, use and sale rights regarding the same are expressly reserved. It is submitted for a specific purpose and the recipient by accepting this drawing, assumes custody and control and agrees to take reasonable precautions; (a) that this drawing will not be copied and reproduced, in whole or in part, or its contents revealed in any manner, or to any person except to meet the purpose for which it was delivered and (b) that any special features peculiar to this design will not be incorporated in other projects without the expressed written permission of Tyco Electronics Corporation.

REVISIONS			
EC NUMBER	REV	DESCRIPTION	DATE
CPR	A	NEW RELEASE	11/21/05

5 CRIMP CONTACTS ARE PACKAGED SEPARATELY AND PLACED IN THE BOX WITH THE CONNECTOR ASSEMBLY. THE CONNECTOR ASSEMBLY ARE PACKAGED AS A KIT.

4. FINISHES:

SIZE #12 CRIMP CONTACT: SILVER PLATED.
CROWN BAND: GOLD PLATED.

3. MATERIALS:

INSULATOR: THERMOPLASTIC, GLASS REINFORCED, UL94V-0, FLAMMABILITY RATED, COLOR-BLACK.
PIN CONTACT: TELLURIUM COPPER ALLOY.
CROWN BAND: BERYLLIUM COPPER.
RETENTION CLIP: BERYLLIUM COPPER OR STAINLESS STEEL.

2 ITEMS PROVIDED TO THIS SPECIFICATION TO BE PERMANENTLY IDENTIFIED PER THE FOLLOWING IDENTIFIER:



1. PART NUMBER CHANGES AND OR DESIGN CHANGES AFFECTING ITEM INTERCHANGEABILITY REQUIRE PRIOR ELCON APPROVAL AND AUTHORIZATION BY REVISION TO THIS DRAWING.

NOTES: UNLESS OTHERWISE SPECIFIED

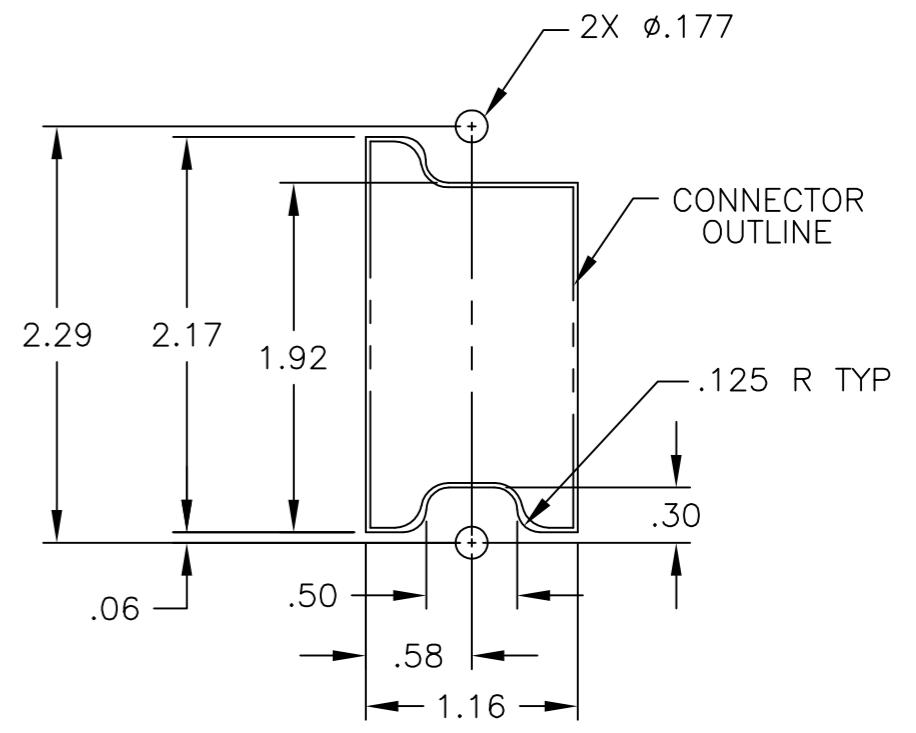
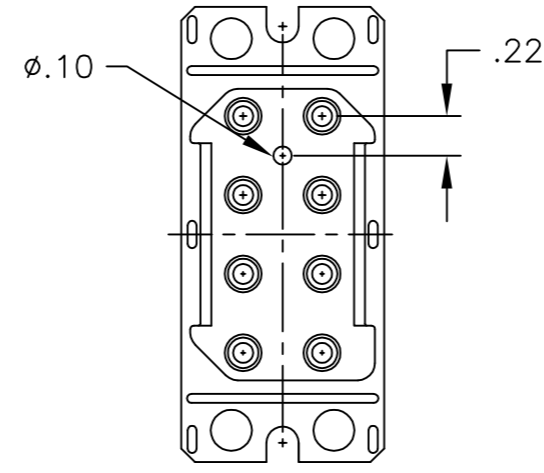
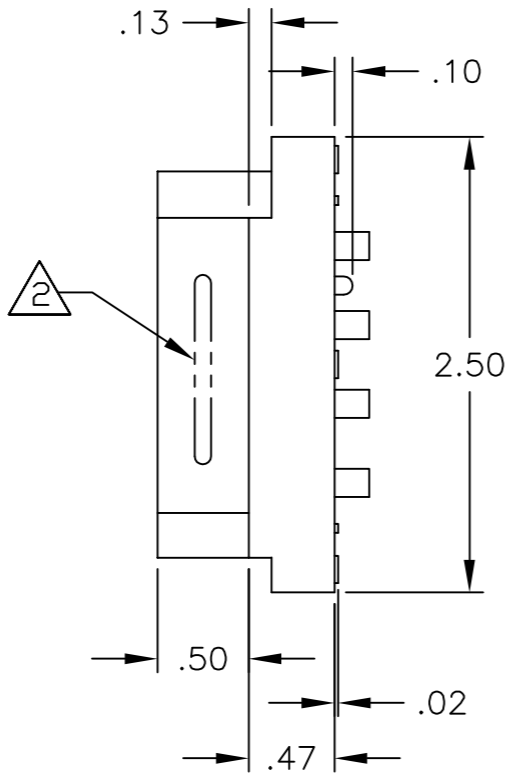
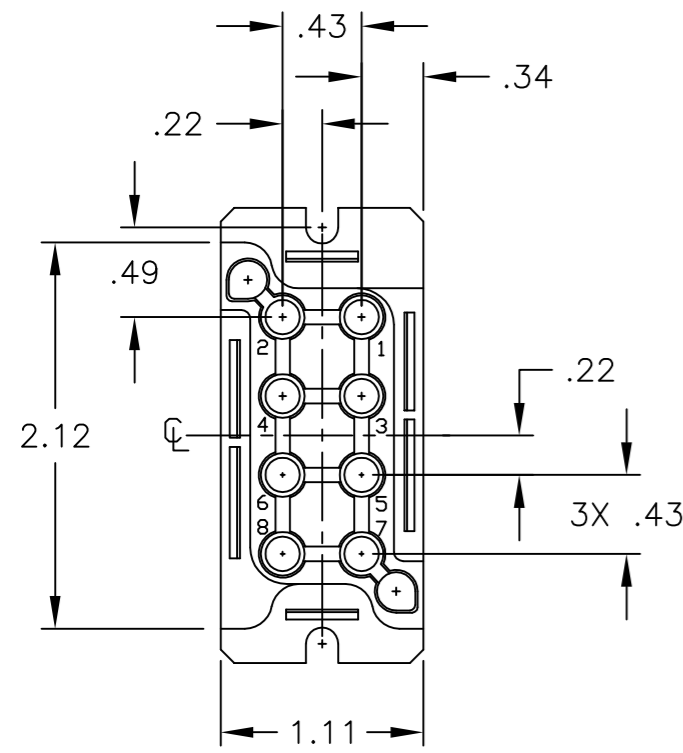
TABLE - PIN CONNECTOR PN 1766977-1			
PART NUMBER	DESCRIPTION	POSITION	QTY
1648127-2	CONNECTOR, PIN, 8x #12 CONFIG	NA	1
1766193-1	CONTACT, PIN, SIZE #12, CRIMP, STANDARD	5	8

<p>THIRD ANGLE PROJECTION</p>	<p>INCH OR INCH (MM)</p> <p>M. ALIM</p>	<p>DATE</p> <p>11/21/05</p>	<p>tyco Tyco Electronics Corporation Electronics Menlo Park, Ca 94025</p>		
	<p>CHECKED</p>		<p>TITLE</p> <p>CONNECTOR, PIN HV8P DRAWER PN 1766977-1</p>		
<p>UNLESS OTHERWISE SPECIFIED DIMENSIONS ARE IN INCHES (METRIC)</p>	<p>APPROVED</p>		<p>SIZE</p> <p>B</p>	<p>DWG NUMBER</p> <p>C = 1766977</p>	<p>REV.</p> <p>A</p>
<p>TOLERANCES</p> <p>ANGLES ± .5°</p> <p>DECIMALS</p> <p>.XXX ± .010 (.25)</p> <p>.XX ± .02 (.3)</p>	<p>APPROVED</p> <p>D. CHAU</p> <p>11/21/05</p>	<p>APPROVED</p> <p>M. ALIM</p> <p>11/21/05</p>	<p>ACAD FILE NUMBER C1766977A.DWG</p>		
			<p>DWG SCALE 1=1</p>	<p>SH 1 OF 2</p>	

This drawing involves proprietary design rights of Tyco Electronics Corporation, and all design, manufacture, reproduction, use and sale rights regarding the same are expressly reserved. It is submitted for a specific purpose and the recipient by accepting this drawing, assumes custody and control and agrees to take reasonable precautions; (a) that this drawing will not be copied and reproduced, in whole or in part, or its contents revealed in any manner, or to any person except to meet the purpose for which it was delivered and (b) that any special features peculiar to this design will not be incorporated in other projects without the expressed written permission of Tyco Electronics Corporation.

REVISIONS			
EC NUMBER	REV	DESCRIPTION	DATE
		SEE SHEET 1	

B



A

A

INCH OR INCH (MM) THIRD ANGLE PROJECTION UNLESS OTHERWISE SPECIFIED DIMENSIONS ARE IN INCHES (METRIC) TOLERANCES ANGLES ± .5° DECIMALS .XXX ± .010 (.25) .XX ± .02 (.3)	DRAWN M. ALIM	DATE 11/21/05	 Tyco Electronics Corporation Menlo Park, Ca 94025 	TITLE CONNECTOR, PIN HV8P DRAWER PN 1766977-1	
	CHECKED				SIZE B
	APPROVED		DWG NUMBER C= 1766977		REV. A
	APPROVED D. CHAU	11/21/05	ACAD FILE NUMBER C1766977A.DWG		DWG SCALE 1=1 SH 2 OF 2

4

3

2

1