

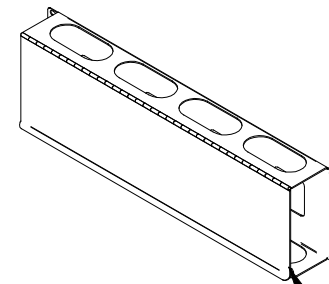
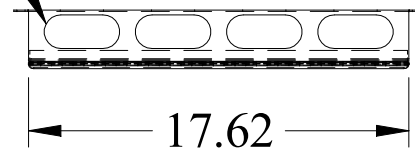
**PART No. PCMDD19005**

for more information visit  
[www.hammondmfg.com](http://www.hammondmfg.com)

Data subject to change without notice

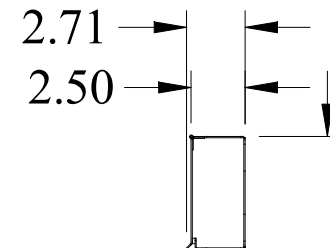
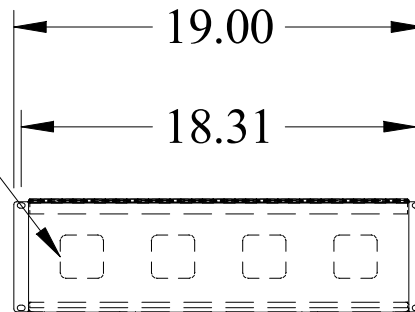
ISOMETRIC VIEW NOT TO SCALE

Ø 1.56 X 3.50  
SLOTS  
TYP TOP & BOTTOM



HINGED DOOR

2.00 X 2.00  
CUTOUTS  
FAR SIDE



4.75

5.22