

SUMMARY



Image is for illustrative purpose only

Wires

| | |
|---------|----|
| Low | 18 |
| High | 0 |
| Coax | 0 |
| Triax | 0 |
| Quad | 0 |
| Fiber | 0 |
| Fluidic | 0 |

Download

[Request a quote](#)

[Catalog](#)

| | |
|------------------|----------------|
| Series | 3B |
| Termination type | Female crimp |
| IP rating | 50 |
| Cable Ø | 0.00 - 0.00 mm |
| Matching parts | |
| Status | |
| Alternative part | |

TECHNICAL DETAILS

Mechanics

| | |
|-------------------|---|
| Shell Style/Model | EE*: Fixed receptacle, nut fixing (back panel mounting) |
| Keying | 2 keys (alpha=30, plug: male contacts, receptacle: female contacts) |
| Housing Material | Brass (chrome plated) shell and collet nut, nickel plated brass latch sleeve and mid pieces |
| Cable Fixing | ∅ 0 - 0 mm |
| Variant | |

Performance

| | |
|---------------|----------------------------|
| Configuration | 3B.318 : 18 Low Voltage |
| Insulator | Y: PEEK for crimp contacts |
| Rated Current | 7 Amps |

Specifications

| |
|---|
| Contact Type: Crimp |
| Max. Matings: 5000 |
| Contact Retention: 30 N |
| Contact Dia.: 0.9 mm (0.035in) |
| Bucket Dia.: 1.1 mm (0.043in) |
| Min. Conductor: 0.25 mm ² (AWG 24) |

Max. Conductor: 0.5 mm² (AWG 20)
 R (max): 4.8 mOhm
 Vtest (contact-shell): 1600 V (AC), 2250 V (DC)
 Vtest (contact-contact): 1850 V (AC), 2600 V (DC)

Others

Temp (min / max): -55 °C / +250 °C
 Humidity (max): ≤95% [at 60 deg C / 140 F]
 Vibration: 15 g [10 Hz - 2000 Hz]
 Shock Resistance: 100 g [6 ms]
 Salt Spray Corrosion: >1000 hr
 Climatological Category: 50/175/21
 Shielding (min): 75 dB (10 MHz)
 Shielding (min): 40 dB (1 GHz)
 IP Rating: 50

DRAWINGS

Draws



Dimensions

| | A | B | E | L | M | N | P | S1 | S2 | e |
|-----|------|------|------|------|------|------|------|------|------|---------|
| mm. | 24 | 25 | 6.1 | 30.7 | 4.5 | 28.1 | 12 | 16.5 | 20 | M18x1.0 |
| in. | 0,94 | 0,98 | 0,24 | 1,21 | 0,18 | 1,11 | 0,47 | 0,65 | 0,79 | |











RECOMMENDED BY LEMO

Tools

Crimp Tool: DPC.91.701.V
 Crimp settings: AWG/Selector = 20-22-24/6-5-5

Positionner: DCE.91.093.BVM
 Extractor: DCF.91.093.5LT
 Replacement contact: EGG.3B.660.ZZM

Cables

| | | | |
|--------------------|---------------|-------|---|
| CMN.18.T22.080PGCE | PVC | GREY |  |
| CMN.18.T22.080PGZE | | Grey |  |
| CMN.18.T22.080PNCE | PVC | Black |  |
| CMN.18.T22.080PNZE | | |  |
| CMN.18.T30.048QGZE | TPR (medical) | Grey |  |
| 218 220 | PVC | Black |  |
| 218 240 | PVC | Black |  |
| 218 260 | PVC | Black |  |
| 236 080 | PVC | Grey | |
| 318 200 | PVC | Black |  |
| 318 250 | PVC | Grey |  |