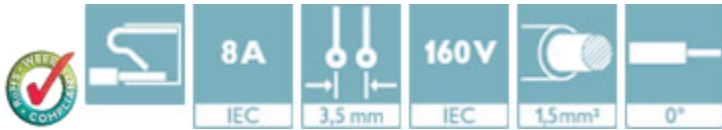


Printed-circuit board connector - IFMC 1,5/10-ST-3,5-RN - 1844183

Please be informed that the data shown in this PDF Document is generated from our Online Catalog. Please find the complete data in the user's documentation. Our General Terms of Use for Downloads are valid (<http://phoenixcontact.com/download>)

Plug component, Nominal current: 8 A, Rated voltage (III/2): 160 V, Number of positions: 10, Pitch: 3.5 mm, Connection method: Push-in spring connection, Color: green, Contact surface: Tin



Key Commercial Data

Packing unit	1 pc
Weight per Piece (excluding packing)	6.0 g
Custom tariff number	85366990
Country of origin	Germany

Technical data

Dimensions

Length	24.6 mm
Height	7.8 mm
Pitch	3.50 mm
Dimension a	31.5 mm

General

Range of articles	IFMC 1,5/...-ST-RN
Insulating material group	I
Rated surge voltage (III/3)	2.5 kV
Rated surge voltage (III/2)	2.5 kV
Rated surge voltage (II/2)	2.5 kV
Rated voltage (III/3)	160 V
Rated voltage (III/2)	160 V
Rated voltage (II/2)	320 V
Connection in acc. with standard	EN-VDE

Printed-circuit board connector - IFMC 1,5/10-ST-3,5-RN - 1844183

Technical data

General

Nominal current I_N	8 A
Nominal cross section	1.5 mm ²
Maximum load current	8 A
Insulating material	PA
Flammability rating according to UL 94	V0
Internal cylindrical gage	A1
Stripping length	10 mm
Number of positions	10

Connection data

Conductor cross section solid min.	0.14 mm ²
Conductor cross section solid max.	1.5 mm ²
Conductor cross section flexible min.	0.14 mm ²
Conductor cross section flexible max.	1.5 mm ²
Conductor cross section flexible, with ferrule without plastic sleeve min.	0.25 mm ²
Conductor cross section flexible, with ferrule without plastic sleeve max.	1.5 mm ²
Conductor cross section flexible, with ferrule with plastic sleeve min.	0.14 mm ²
Conductor cross section flexible, with ferrule with plastic sleeve max.	0.75 mm ²
Conductor cross section AWG min.	24
Conductor cross section AWG max.	16

Standards and Regulations

Connection in acc. with standard	EN-VDE
Flammability rating according to UL 94	V0

Classifications

eCl@ss

eCl@ss 5.1	27260701
eCl@ss 6.0	27261101
eCl@ss 8.0	27440402
eCl@ss 9.0	27440402

ETIM

ETIM 5.0	EC002637
----------	----------

Approvals

Approvals

Printed-circuit board connector - IFMC 1,5/10-ST-3,5-RN - 1844183

Approvals

Approvals


cULus Recognized / VDE Gutachten mit Fertigungsüberwachung / IEC60335 CB Scheme / EAC


Ex Approvals

Approvals submitted

Approval details

cULus Recognized		
	B	C
mm ² /AWG/kcmil	24-16	24-16
Nominal current I _N	8 A	8 A
Nominal voltage U _N	150 V	50 V

VDE Gutachten mit Fertigungsüberwachung 	
mm ² /AWG/kcmil	0.2-1.5
Nominal current I _N	8 A
Nominal voltage U _N	160 V

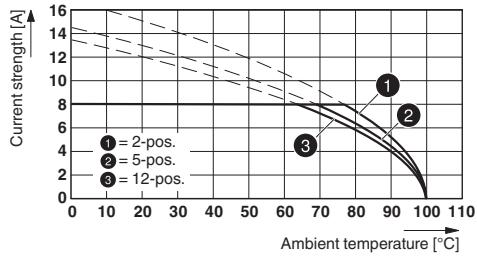
IECEE CB Scheme 	
mm ² /AWG/kcmil	0.2-1.5
Nominal current I _N	8 A
Nominal voltage U _N	160 V

EAC

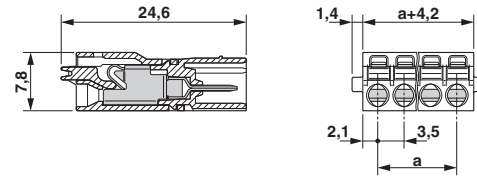
Drawings

Printed-circuit board connector - IFMC 1,5/10-ST-3,5-RN - 1844183

Diagram



Dimensional drawing



Type: FMC 1,5/...-ST-3,5-RF with IFMC 1,5/...-ST-3,5-RN