

SPECIFICATIONS

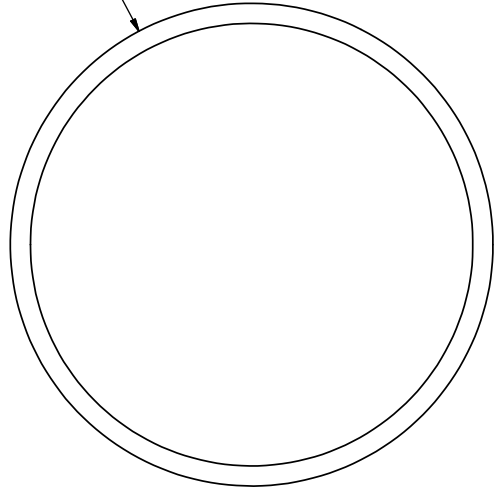
PARAMETERS	VALUES	UNIT
DIRECTIVITY	UNI	-
SENSITIVITY	-46 ± 3	dB
STANDARD OPERATING VOLTAGE	2	Vdc
MAX OPERATING VOLTAGE	10	Vdc
CURRENT CONSUMPTION (MAX)	0.5	mA
IMPEDANCE	2.2	KOhm
SIGNAL TO NOISE RATIO (MIN.)	55	dB
TERMINAL	SOLDER PADS	-
INTERNAL CAPACITOR	N/A	pF

THIS DOCUMENT CONTAINS DATA PROPRIETARY TO PROJECTS UNLIMITED, INC. ANY USE OR REPRODUCTION, IN ANY FORM, WITHOUT PRIOR WRITTEN PERMISSION OF PROJECTS UNLIMITED, INC. IS PROHIBITED.
©2003, Projects Unlimited Inc.


REVISION HISTORY

LTR	DESCRIPTION	DATE	APPROVED
-	RELEASED FROM ENGINEERING	1/31/2006	
A	ADDED TERMINAL POLARITY	2/5/2007	D.F.
B	REVISED TO INVENTOR 3-D DRAWING TEMPLATE	10/25/2010	B.R.

Ø6 ± 0.1

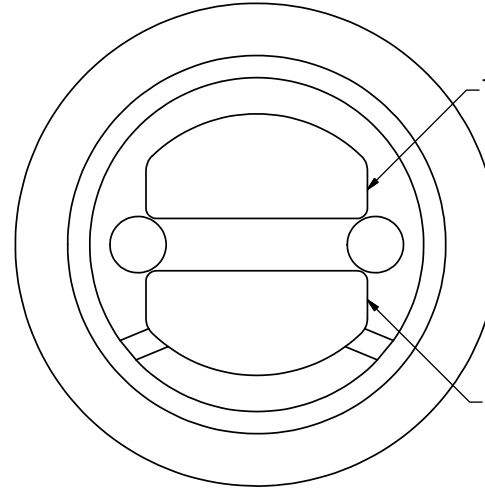


3.5 ± 0.2




TERM 1 (+)

TERM 2 (-)



NOTES:

1. ALL DIMENSIONS ARE IN MILLIMETERS.
2. SPECIFICATIONS SUBJECT TO CHANGE OR WITHDRAWAL WITHOUT NOTICE.
3. THIS PART IS RoHS 2002/95/EC COMPLIANT.

UNLESS OTHERWISE SPECIFIED: DIMENSIONS ARE IN MILLIMETERS, TOLERANCES ARE ±0.5 AND ANGLES ARE ±3°.	SIZE	Designed by	Date	Checked by	Date	Approved by	Date	Drawn Date
	A3	J.A.F.	1/31/2006	E.P.	1/31/2006	B.R.	1/31/2006	10/25/2010
PUM-3546L-R.idw		 pui audio <small>a projects unlimited company</small>		PUM-3546L-R Microphone			Edition	Sheet
						-	1 / 1	