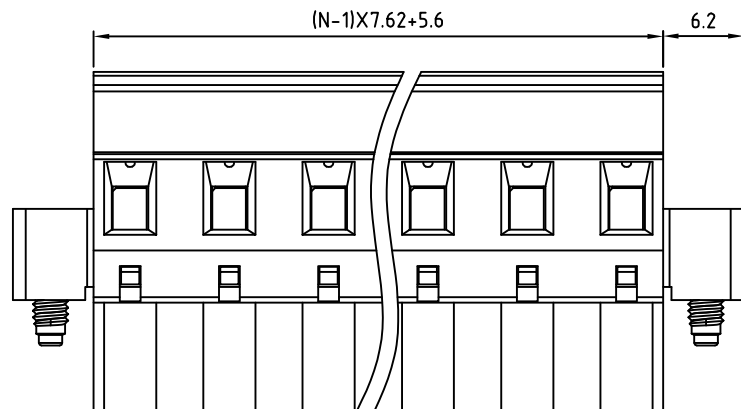
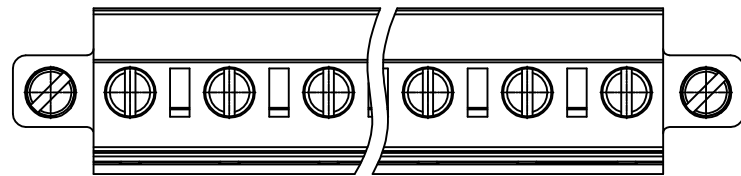
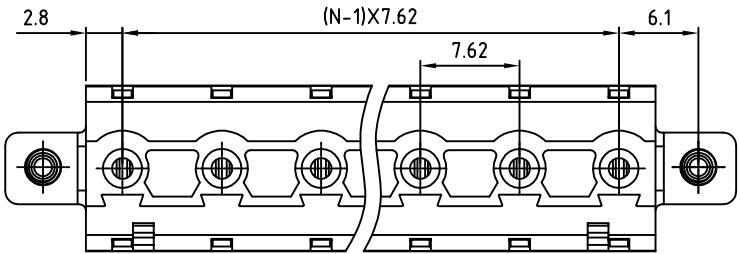
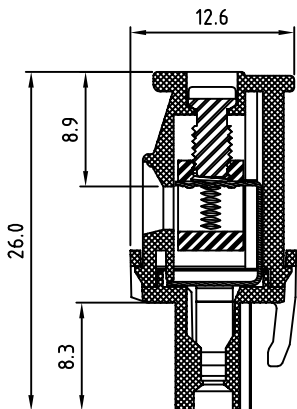


SIGN	DATE	DESCRIPTION	APPROVER
			Marvin
THIS IS CAD DRAWING, DO NOT REVISE MANUALLY!!!			



N=Number of poles



Material

- Terminal body(metal housing): Brass(CuZn)
- With Flange screw :Steel M2.5
- Terminal screw: Steel Zinc plating "-" slot type
- Wire guard: PhBz Tin plated
- Insulator (housing): Thermoplastic (UL94V-0)

Electrical cULus

- Voltage rating: 300VAC
- Current rating: 15A
- Wire range:
 - Solid wire(AWG): 12-24
 - Stranded wire(AWG): 12-24
- Torque: 3.5Lb-In
- Screw: M3
- Wire strip length: 6-7mm
- Withstanding Voltage: 1.6KV
- Operating temperature: -30°C to +105°C
- Safety Approval:

RoHS Compliant

PART NUMBER:

OSTTSXX015D

No. of Poles	COLOR
02 2 Poles	0: Black
03 3 Poles	5: Green (Standard)
... ..	6: Blue
16 16 Poles	8: Grey



THESE DRAWINGS AND SPECIFICATIONS ARE THE PROPERTY OF ON-SHORE TECHNOLOGY, INC. AND SHALL NOT BE REPRODUCED, COPIED OR USED IN ANY MANNER WITHOUT THE PRIOR WRITTEN CONSENT OF ON-SHORE TECHNOLOGY, INC.

TITLE		OSTTS 7.62mm Series hook on back side With flange 2p-16p			
PART NO.	OSTTSXX015D	DWG NO.	OSTTSXX015D.DWG		
APPROVED	CHECKED	DESIGNED	DRAWN	CUST NO.	Tolerance
Shi Jun 2006.11.11	Shi Jun 2006.11.11	Shi Jun 2006.02.27	Shi Jun 2006.02.27		X. ±0.50
					X.X ±0.30
					X.XX ±0.10
					X° ±1°
				SHEET: 01/01	REV.: B