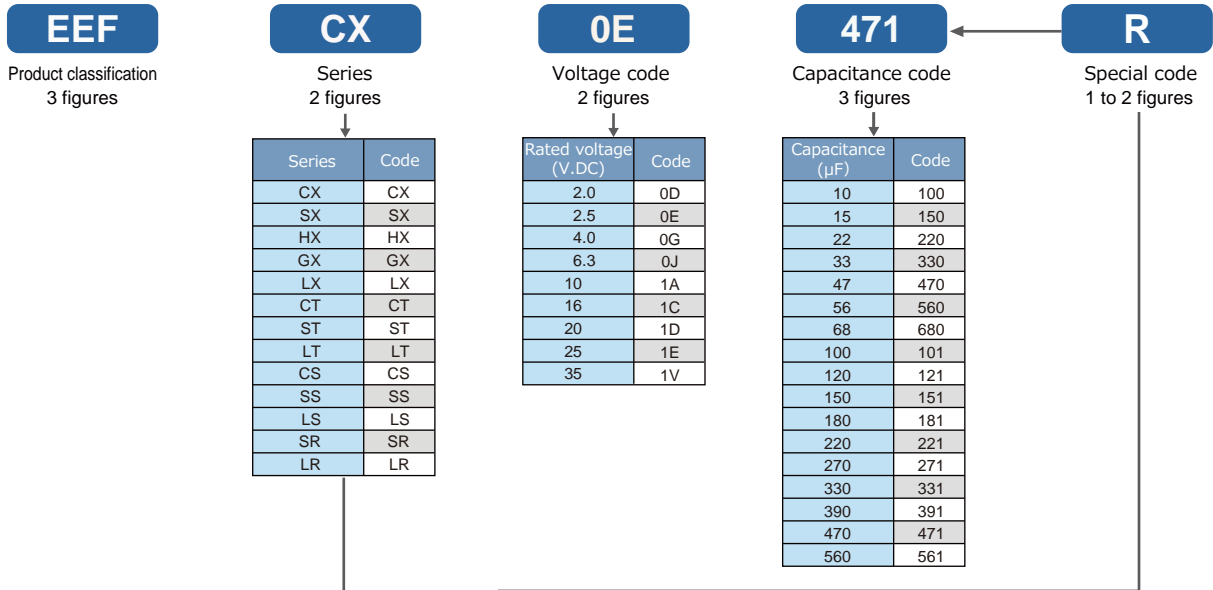


Panasonic Conductive Polymer Aluminum Electrolytic Capacitors

Explanation of part numbers

Part number system



Height (mm)	Series	Special code	ESR (mΩ max.)	number of terminals	
				2	3
1.9 ± 0.1	CX	R	15 (~ 6.3 V.DC), 40 (10 V.DC ~ 35 V.DC)	○	
		XR	12	○	
	SX	ER	9	○	
		E7	7	○	
		XE	6	○	
	HX	E4	4.5	○	
		R	15 (~ 2.5 V.DC), 40 (10 V.DC ~ 25 V.DC)	○	
		R9	9	○	
		R6	6	○	
	GX	R4	4.5	○	
		R	3	○	
	LX	L	3		○
R		6		○	
1.4 ± 0.1	CT	R4	4.5		○
		R	15 (~ 6.3 V.DC), 40 (10 V.DC ~ 35 V.DC)	○	
	ST	R	6	○	
1.1 ± 0.1	LT	R	6		○
	CS	R	15 (~ 6.3 V.DC), 40 (10 V.DC ~ 35 V.DC)	○	
	SS	R	6	○	
1.0 (max.)	LS	R	6		○
		R	6		○
	SR	R	6 (~ 2.5 V.DC), 40 (4 V.DC ~ 6.3 V.DC)	○	
		R4	4.5	○	
LR	R	6 (~ 2.5 V.DC), 40 (4 V.DC ~ 6.3 V.DC)		○	
	R4	4.5		○	

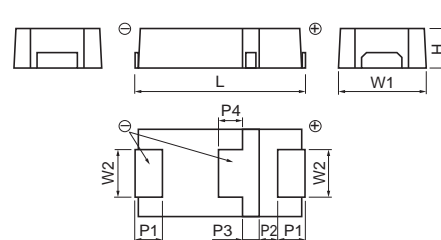
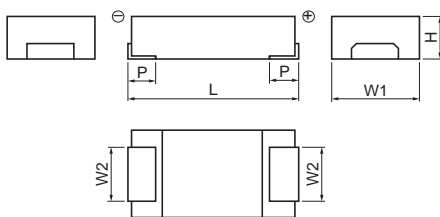
Dimensions

2 terminal

(Unit : mm)

3 terminal

(Unit : mm)



L±0.2	W1±0.2	W2±0.1	H	P±0.3
7.3	4.3	2.4	*	1.3

L±0.2	W1±0.2	W2±0.1	H	P1±0.3	P2±0.1	P3±0.2	P4±0.2
7.3	4.3	2.4	*	1.3	1.1	0.7	1.4