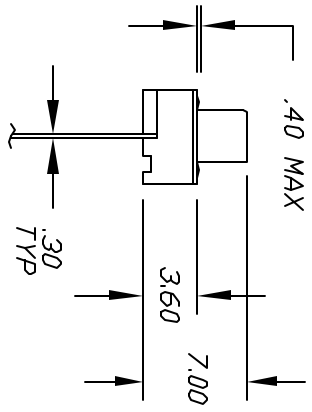
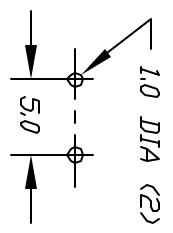




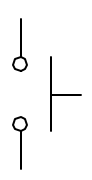
3.50 DIA



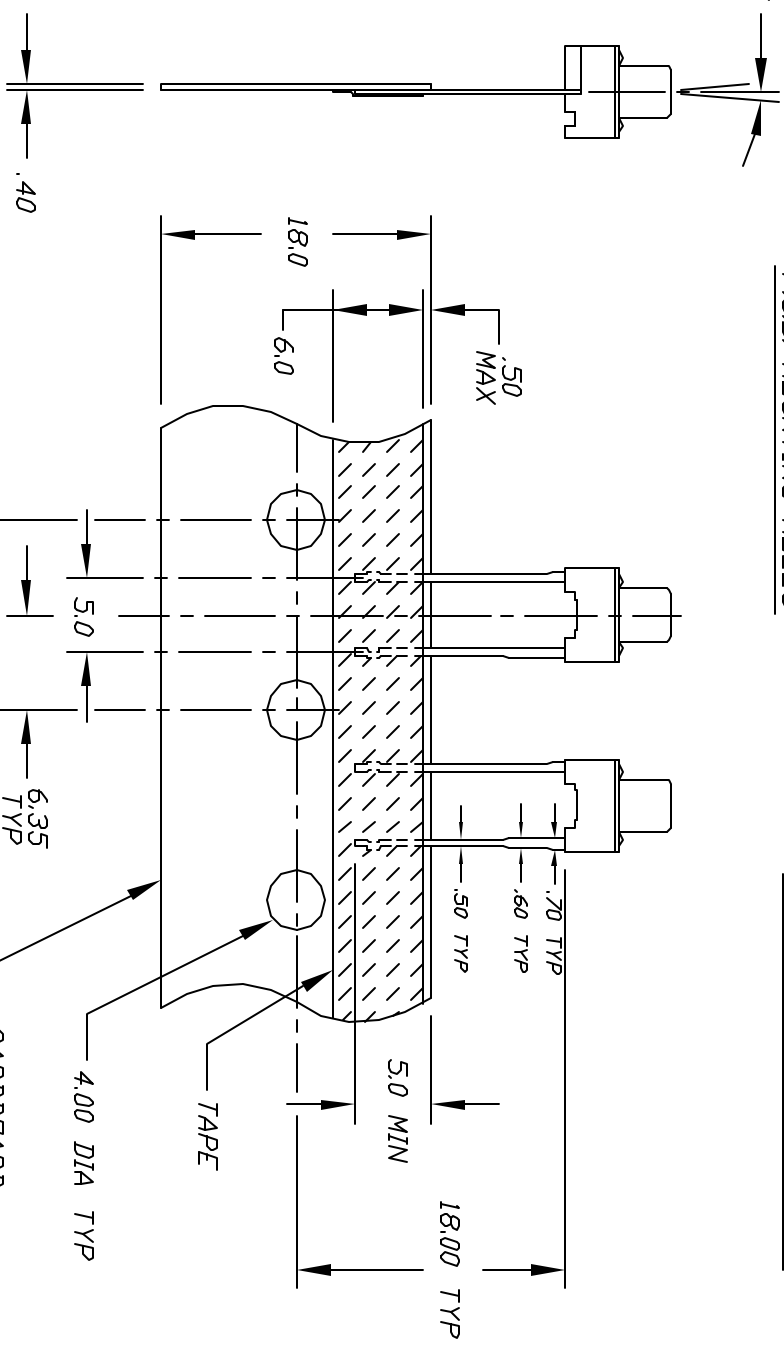
3° MAX



P.C.B. MOUNTING HOLES



CONTACT CONFIGURATION



NOTES:

1. ALL DIMENSIONS IN MM
2. CONTACT RATING : 50MA @ 12VDC
3. OPERATING FORCE: 260GF±50
4. TRAVEL : 0.25 +0.2/-0.1 mm
5. CONTACT RESISTANCE : 100 m MAX
6. ELECTRICAL LIFE : 100,000 CYCLES
7. CARRIER IS FOLDED EVERY 25 PITCHES
8. 1,000 SWITCHES PER BOX

REV.		DESCRIPTION	DATE	CHKD
B		REVISE & REDRAWN		
<p>THE INFORMATION CONTAINED IN THIS DOCUMENT IS PROPRIETARY TO E-SWITCH AND IS NOT TO BE COPIED OR TRANSMITTED</p>				
TOLERANCES				
0.0	±0.4			
0.00	±0.25			
TITLE		TL 59 F - F260 - Q		
SCALE	DATE	DR	DWG	REV
2:1	2/12/96	MM	P010564	B

