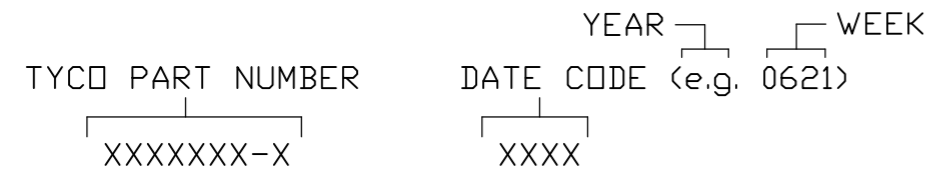


This drawing involves proprietary design rights of Tyco Electronics Corporation, and all design, manufacture, reproduction, use and sale rights regarding the same are expressly reserved. It is submitted for a specific purpose and the recipient by accepting this drawing, assumes custody and control and agrees to take reasonable precautions; (a) that this drawing will not be copied and reproduced, in whole or in part, or its contents revealed in any manner, or to any person except to meet the purpose for which it was delivered and (b) that any special features peculiar to this design will not be incorporated in other projects without the expressed written permission of Tyco Electronics Corporation.

REVISIONS			
EC	REV	DESCRIPTION	DATE
CPR	A	NEW RELEASE	2/21/06

△ CONTACT TABLE FOR SOCKET CONNECTOR		
PART NUMBER	DESCRIPTION	QTY
6648167-2	HOUSING, PANEL FLOAT MOUNT	1
6648317-1	SOCKET CONTACT SIZE 8, CRIMP	4
1648325-1	SOCKET CONTACT SIZE 20, CRIMP	14
6648318-1	SOCKET CONTACT SIZE 12 CRIMP	3

5. ITEMS PROVIDED TO THIS SPECIFICATION TO BE PERMANENTLY IDENTIFIED PER THE FOLLOWING IDENTIFIER:



△ CRIMP CONTACTS ARE PACKAGED IN SEPARATE BAGS AND SHIPPED WITH HOUSING AS A KIT.

3. FINISHES:

- CONTACT SIZE #8: SILVER .000200" MIN THICK OVER NICKEL .00040" THICK.
- CONTACT SIZE #12: SILVER .000200" MIN THICK OVER NICKEL .00040" THICK.
- CONTACT SIZE #20: SILVER .000200" MIN THICK OVER NICKEL .00040" THICK.
- CROWN BAND: GOLD .000030" MIN THICK OVER NICKEL .00040" THICK.

2. MATERIALS:

- HOUSING: THERMOPLASTIC, GLASS REINFORCED, UL94V-0 FLAMMABILITY RATED, COLOR-BLACK.
- CONTACT: COPPER ALLOY.
- CROWN BAND: BERYLLIUM COPPER.
- HOOD: STAINLESS STEEL.

1. PART NUMBER CHANGES AND OR DESIGN CHANGES AFFECTING ITEM INTERCHANGEABILITY REQUIRE PRIOR TYCO APPROVAL AND AUTHORIZATION BY REVISION TO THIS DRAWING.

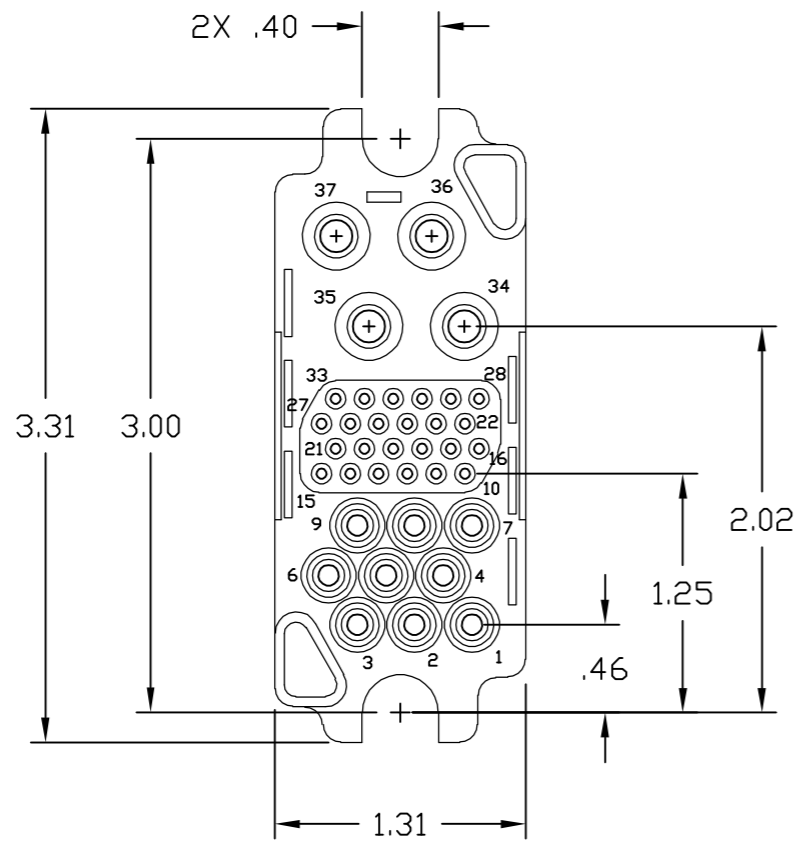
NOTES: UNLESS OTHERWISE SPECIFIED

TYCO PART NUMBER
1926056-1

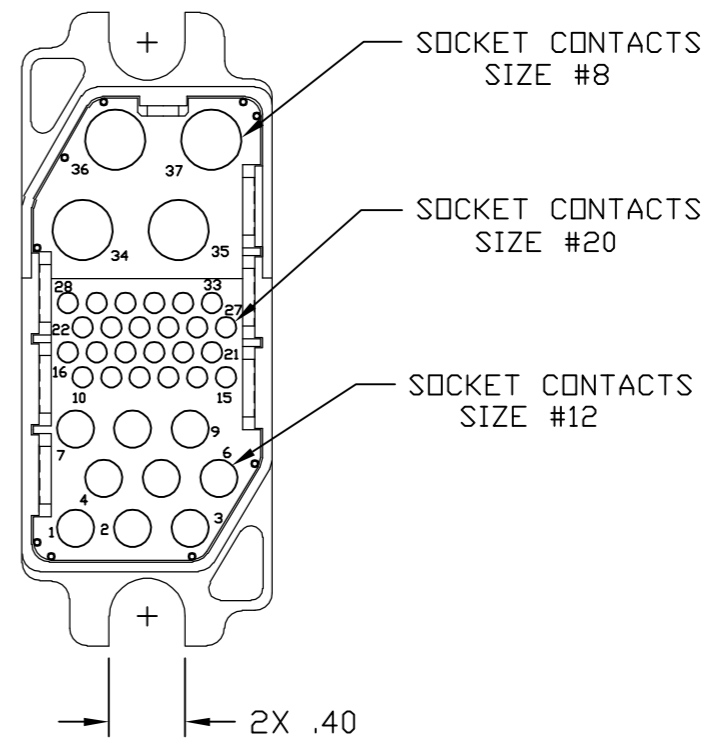
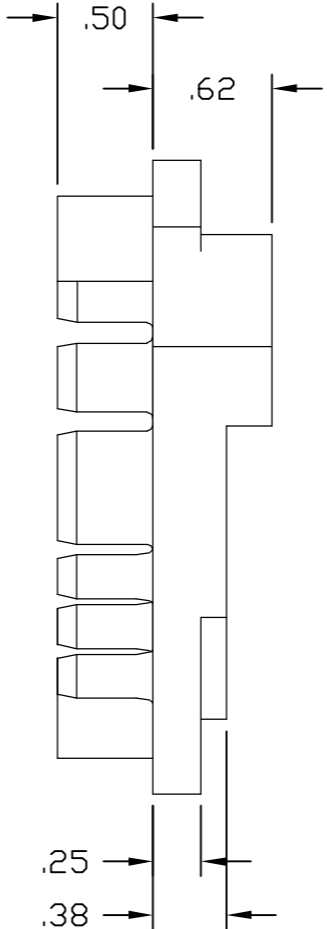
<p>THIRD ANGLE PROJECTION</p> <p>UNLESS OTHERWISE SPECIFIED DIMENSIONS ARE IN INCHES (METRIC)</p> <p>TOLERANCES</p> <p>ANGLES ± .5°</p> <p>DECIMALS</p> <p>.XXX ± .010 (.25)</p> <p>.XX ± .02 (.3)</p>	<p>INCH OR INCH (MM)</p> <p>MM</p>	<p>DRAWN</p> <p>R. F. A.</p>	<p>DATE</p> <p>2/21/06</p>	<p>tyco Tyco Electronics Corporation ELCON</p> <p>Menlo Park, Ca 94025</p>	
	<p>CHECKED</p>		<p>TITLE</p> <p>CONNECTOR, SOCKET</p> <p>75 AMP MIDDLE DRAWER</p>		
	<p>APPROVED</p>		<p>SIZE DWG NUMBER</p> <p>B C= 1926056</p>		
	<p>APPROVED</p>		<p>REV.</p> <p>A</p>		
<p>DCA APPROVED</p>		<p>ACAD FILE NUMBER</p> <p>C1926056A.DWG</p>		<p>DWG SCALE</p> <p>1=1</p>	<p>SH 1 OF 2</p>

This drawing involves proprietary design rights of Tyco Electronics Corporation, and all design, manufacture, reproduction, use and sale rights regarding the same are expressly reserved. It is submitted for a specific purpose and the recipient by accepting this drawing, assumes custody and control and agrees to take reasonable precautions; (a) that this drawing will not be copied and reproduced, in whole or in part, or its contents revealed in any manner, or to any person except to meet the purpose for which it was delivered and (b) that any special features peculiar to this design will not be incorporated in other projects without the expressed written permission of Tyco Electronics Corporation.

REVISIONS			
EC	REV	DESCRIPTION	DATE
		SEE SHEET 1	



FRONT VIEW



REAR VIEW

<p>INCH OR INCH (MM)</p> <p>THIRD ANGLE PROJECTION</p> <p>UNLESS OTHERWISE SPECIFIED DIMENSIONS ARE IN INCHES (METRIC)</p> <p>TOLERANCES</p> <p>ANGLES ± .5°</p> <p>DECIMALS</p> <p>.XXX ± .010 (.25)</p> <p>.XX ± .02 (.3)</p>	DRAWN	DATE	<p>tyco Tyco Electronics Corporation</p> <p>Electronics Menlo Park, Ca 94025</p> <p>ELCON</p>	
	R. F. A.	2/21/06	TITLE	
	CHECKED		CONNECTOR, SOCKET	
	APPROVED		75 AMP MIDDLE DRAWER	
	APPROVED		SIZE	REV.
	D. CHAU	2/21/06	B	A
	DCA APPROVED		DWG NUMBER	
			C= 1926056	
	ACAD FILE NUMBER	C1926056A.DWG		DWG SCALE 1=1
				SH 2 OF 2