

THIS DRAWING IS UNPUBLISHED.

RELEASED FOR PUBLICATION

20

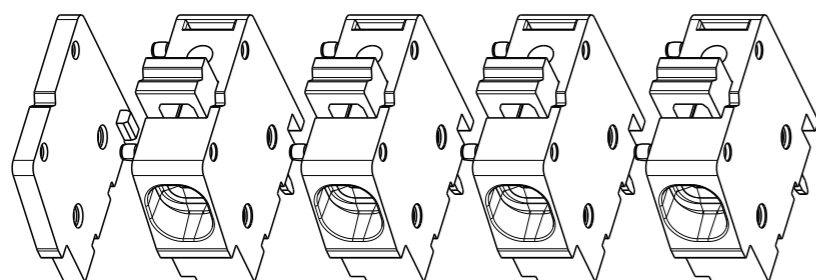
LOC -

DIST -

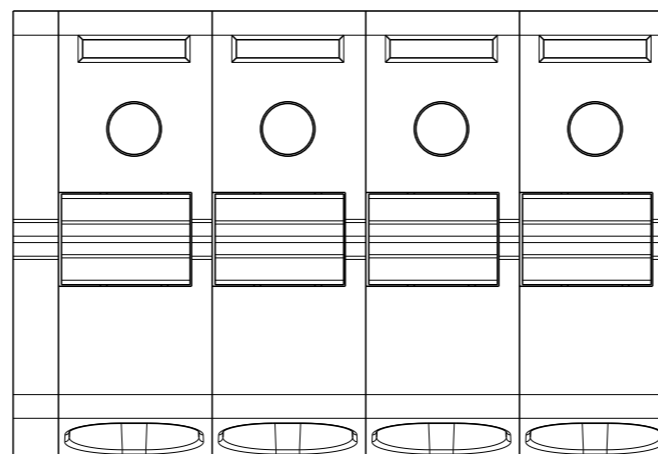
REVISIONS

© COPYRIGHT 20 BY - ALL RIGHTS RESERVED.

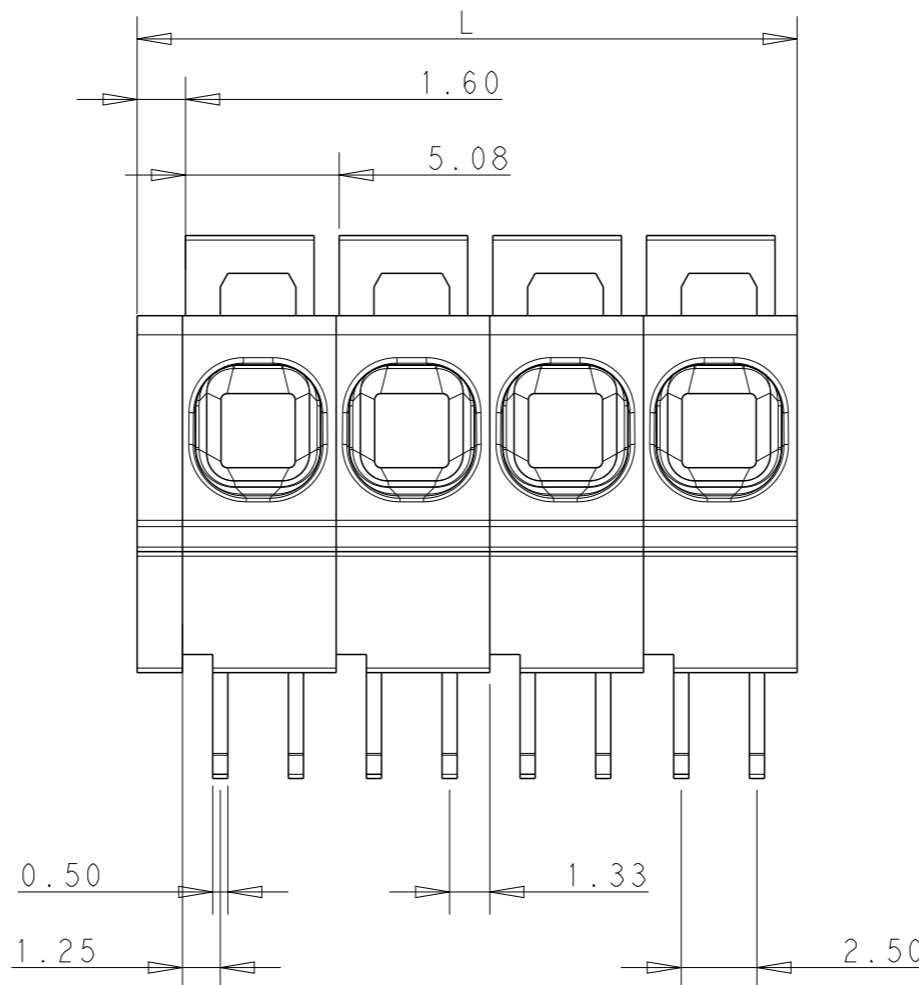
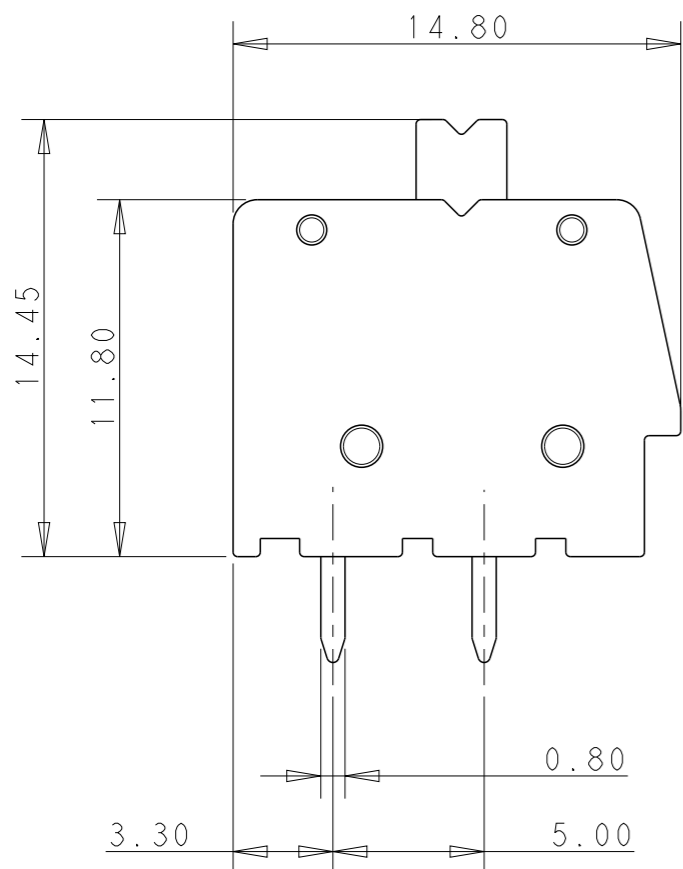
P	LTR	DESCRIPTION	DATE	DWN	APVD
	A	REVISED PER ECO-12-020777	29NOV2012	KH	MB



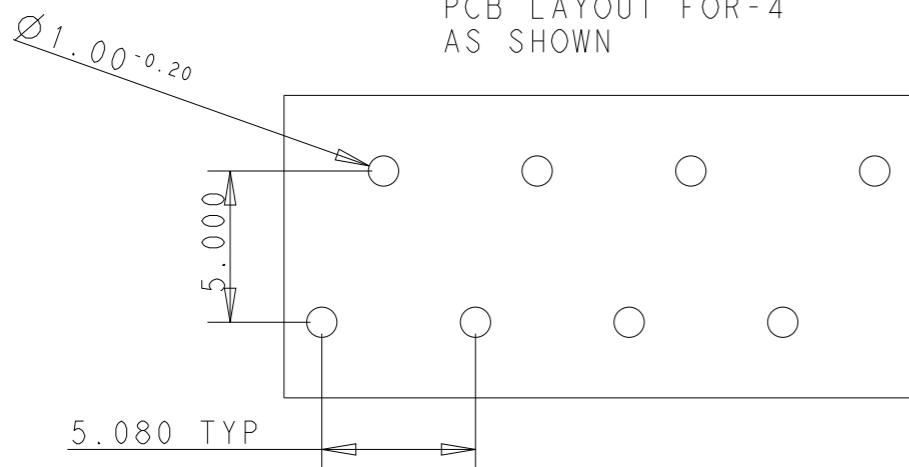
SCALE 2:1  
-4 AS SHOWN



- 1 MATERIALS:  
HOUSING - POLYAMIDE, COLOR-GREEN  
CLAMPING SPRING - STEEL  
PIN - COPPER ALLOY - TIN PLATED
- 2 MECHANICAL  
PCB THICKNESS - 2.40 MAX  
PCB HOLE DIAMETER - 1.20 MIN  
STRIP LENGTH - 10-11 MM  
OPERATING TEMPERATURE - -40°C TO +110°C
- 3 ELECTRICAL  
CURRENT RATING- 15 AMP FOR 12 GAGE WIRE.  
VOLTAGE RATING- 300 VOLTS



PCB LAYOUT FOR-4  
AS SHOWN



62.46	12	1-1986775-2
57.38	11	1-1986775-1
52.30	10	1-1986775-0
47.22	9	1986775-9
42.14	8	1986775-8
37.06	7	1986775-7
31.98	6	1986775-6
26.90	5	1986775-5
21.82	4	1986775-4
16.74	3	1986775-3
11.66	2	1986775-2
DIM "L"	POLE	PART NO

THIS DRAWING IS A CONTROLLED DOCUMENT.

DIMENSIONS:	TOLERANCES UNLESS OTHERWISE SPECIFIED:
mm	
	0 PLC ±0.5
	1 PLC ±0.25
	2 PLC ±0.25
	3 PLC ±0.25
	4 PLC ±0.25
	ANGLES ±1°
MATERIAL	FINISH

DWN	12OCT2012
KIRAN HOLAL	
CHK	12OCT2012
MARK BRUBAKER	
APVD	12OCT2012
MARK BRUBAKER	
PRODUCT SPEC	-
APPLICATION SPEC	-
WEIGHT	-

<b>TE Connectivity</b>		NAME	
		SPRING TYPE, SIDE WIRE ENTRY TERMINAL BLOCK SIDE STACKABLE 02-25 POLES PITCH 5.08MM	
SIZE	CAGE CODE	DRAWING NO	RESTRICTED TO
A3	00779	1986775	-

Customer Drawing SCALE 1:4 SHEET 1 OF 1 REV A