THIS DRAWING IS UNPUBLISHED. RELEASED FOR PUBLICATION -,- .
© COPYRIGHT - By - ALL RIGHTS RESERVED.

LOC	DIST
CM	00

REVISIONS

P	LTR	DESCRIPTION	DATE	DWN	APVD
	C1	REVISED PER ECO-11-014117	14JUL11	HMR	SM

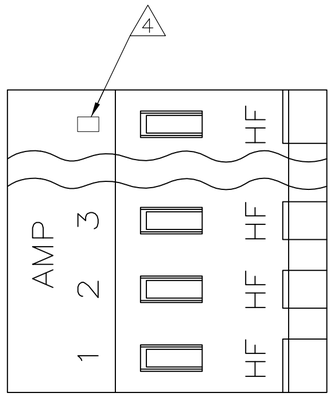

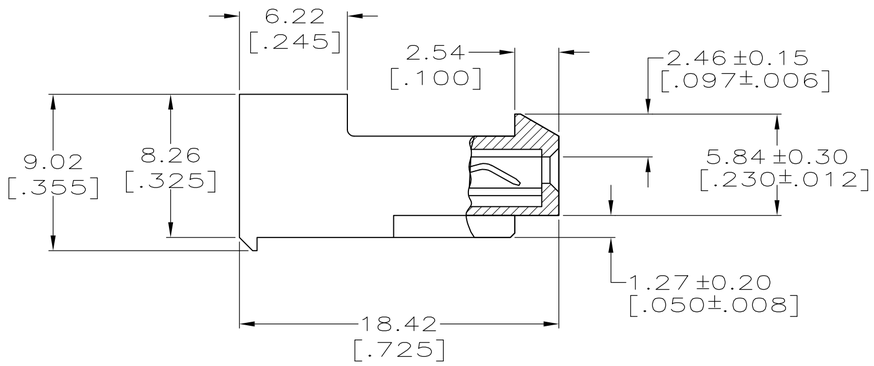

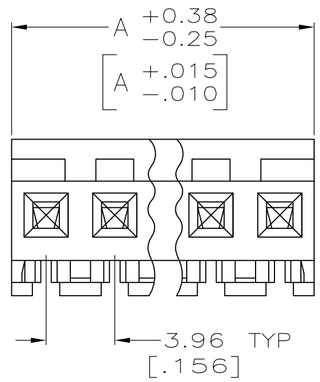

1. MATERIAL:
   CONNECTOR – NYLON UL94-V2 (ORANGE)
   CONTACTS – 0.30[.012] THICK COPPER ALLOY (BRIGHT TIN-LEAD 0.00203[.000080] MIN. THICK FOR CONTACTS 643191-2 THRU 643191-6). (MATTE WHISKER MITIGATED TIN 0.00203[.000080] MIN. THICK FOR 3-643191-2 THRU 3-643191-6).
2. CONTACTS ACCEPT 18 AWG WIRE WITH 2.41[.095] MAX INSULATION DIAMETER.
3. CONTACTS MUST ACCEPT 1.14±0.03 [.045±.001] POST AND REMAIN LOCKED IN POSITION.
4. IDENTIFICATION NUMBER FOR LAST CIRCUIT MAY NOT APPEAR ON ALL ASSEMBLIES.
5. DIMENSIONS IN BRACKETS ARE IN INCHES.
6. HOUSING FEATURES ARE: CLOSED END WITH LOCKING RAMP.(HIGH FORCE CONTACT)

	LEADFREE	DIM A	NO. OF CIRCUITS	PART NO.
	YES	23.77[.936]	6	3-643191-6
	YES	19.81[.780]	5	3-643191-5
OBSOLETE	YES	15.85[.624]	4	~~3-643191-4~~
	YES	11.89[.468]	3	3-643191-3
	YES	7.92[.312]	2	3-643191-2
	NO	23.77[.936]	6	643191-6
	NO	19.81[.780]	5	643191-5
	NO	15.85[.624]	4	643191-4
	NO	11.89[.468]	3	643191-3
	NO	7.92[.312]	2	643191-2

643191

THIS DRAWING IS A CONTROLLED DOCUMENT.

DIMENSIONS: mm [INCHES]

TOLERANCES UNLESS OTHERWISE SPECIFIED:
0 PLC ±
1 PLC ±
2 PLC ±
3 PLC ± 0.13 [.005]
4 PLC ±
ANGLES ±

MATERIAL 1
FINISH 1

METRIC

DWN S. CARPENTER 21JUL2003
CHK D. BOSSI 21JUL2003
APVD D. BOSSI 21JUL2003
PRODUCT SPEC 108-1051
APPLICATION SPEC 114-1020
WEIGHT

TE Connectivity

NAME MTA 156 CONNECTOR ASSEMBLY, 18 AWG, HIGH FORCE,SPECIAL

SIZE	CAGE CODE	DRAWING NO	RESTRICTED TO
A2	00779	C-643191	—

CUSTOMER DRAWING SCALE 4:1 SHEET 1 OF 1 REV C1