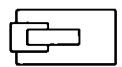
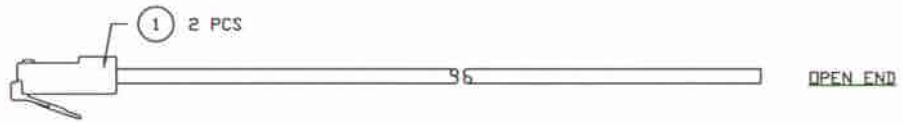
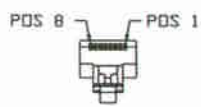
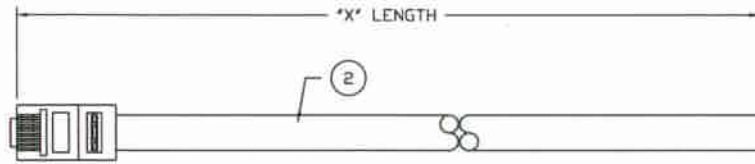


THESE DRAWINGS AND SPECIFICATIONS ARE THE SOLE PROPERTY OF I/O INTERCONNECT INC., U.S.A. AND SHALL NOT BE REPRODUCED, COPIED, OR USED IN ANY MANNER WITHOUT THE PRIOR WRITTEN CONSENT OF I/O INTERCONNECT INC. OR ITS AFFILIATED SUBSIDIARIES.

DWG. NO.	ZONE	REV.	DESCRIPTION	DATE	APPROVED
XXB-520-D		C	ECN C285	08/21/01	K.C.
		D	ADD NOTE & CHANGE P/N TO ROHS COMPLIANT PER ECN D831	04/21/05	M.G.

1  
2  
3  
4  
5



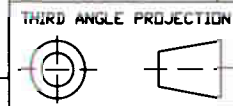
WIRE DIAGRAM

P1	OPEN END
1	GRAY
2	ORANGE
3	BLACK
4	RED
5	GREEN
6	YELLOW
7	BLUE
8	BROWN

NOTES: UNLESS OTHERWISE SPECIFIED.

- CABLE TO BE BUNDLED AND TWIST TIED.
- TEST CABLE FOR ALL OPENS & SHORTS.
- PACKAGE CABLE ASSEMBLY INDIVIDUALLY IN PLASTIC BAG. PACKAGE INDIVIDUAL BAG PER LOT NUMBER QUANTITIES.
- MARK OUTSIDE OF SHIPPING BOX WITH CUSTOMER PART NUMBER.
- PLACE BAR CODE LABEL ON THE OUTSIDE OF EACH SHIPPING BOX LABEL DETAIL SEE DWG 090-990-001.
- ALL MATERIAL SHOULD BE ROHS COMPLIANT.

T.B.D.	GLF-488-258-520-D	25.0 FT ± 4.0 IN 7.62 M ± 101.6 MM
T.B.D.	GLF-488-148-520-D	14.0 FT ± 3.0 IN 4.27 M ± 76.2 MM
H3883-07-ND	GLF-488-078-520-D	7.0 FT ± 2.0 IN 2.13 M ± 50.8 MM
PART NUMBER DIGI-KEY	PART NUMBER I/O INTERCONNECT	LENGTH *X*



I/O INTERCONNECT		SANTA ANA, CALIFORNIA	
DR. BY: _____	DATE: _____	TITLE: BP8P MODULAR TO OPEN END SILVER SATIN, CABLE ASSEMBLY P/N: H3883-XX-ND	
DR. CHECKED: _____	DATE: _____	PART NO: GLF-488-XXB-520-D	REV. D
DATE/SALES: _____	DATE: _____	DWG NO: GLF-488-XXB-520-D	CUSTOMER: DIGI-KEY
DATE: _____	DATE: _____	SCALE: NONE	SHEET 1 OF 1

UNLESS OTHERWISE NOTE:  
1) DIMENSIONS ARE IN INCHES (MILLIMETER)  
2) TOLERANCES:  
XXX ± 0.25 (6.35)

ITEM	QTY	MFG.	IOI PART NO.	DESCRIPTION
2	*X*	IOI	GLF-120-810-000	MODULAR CABLE, 26 AWG (7/34) BARE COPPER, 8 CONDUCTOR, UNSHIELDED, SILVER SATIN PVC. ROHS COMPLIANT.
1	1 PC	IOI	GLF-325-881-50X	CONNECTOR, MODULAR PLUG, 8 POSITION, 8 CONDUCTOR, 50u" Au, FLAT TYPE EXIT. ROHS COMPLIANT.

CABLE ASSEMBLY PARTS LIST