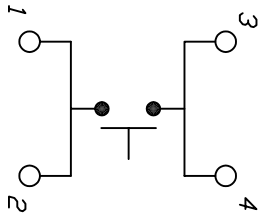
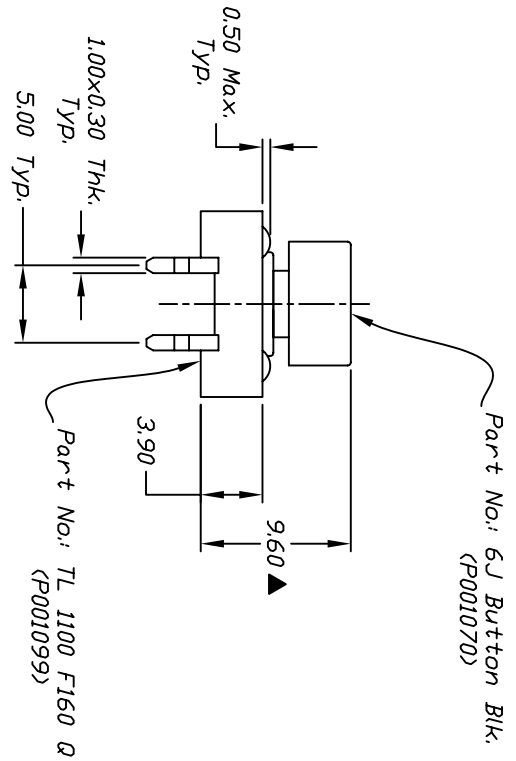
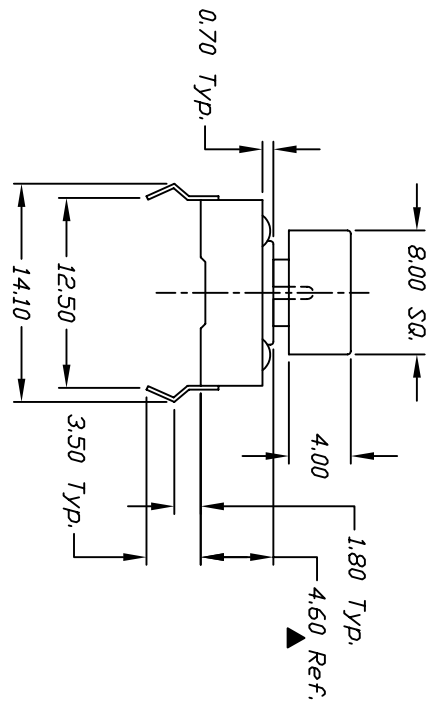


RECOMMEND P.C.B. LAYOUT



CIRCUIT: SPST

CONTACT CONFIGURATION

- NOTES:
1. ALL DIMENSIONS IN MM
 2. GENERAL TOLERANCE: $0.0 = \pm 0.4$
 $0.00 = \pm 0.25$
 3. TERM. NOS. FOR REF. ONLY
 4. RATING: 50mA, @12V DC
 5. TRAVEL: 0.30 ± 0.15 mm
 6. OPERATING FORCE: 160 ± 50 gf
 7. CONTACT RESISTANCE: 100 milliohms Max.
 8. ELECTRICAL LIFE: 100,000 CYCLES MIN.
 9. DESIGNATE MAJOR DIMENSIONS



REV.	ECN No.	DESCRIPTION	DATE	CHKD
A	10096	RELEASED FOR PRODUCTION		

TITLE	SCALE	DATE	DR	DWG	REV
TL 1100 F160 Q / 6J Button Blk.	2:1	2/3/99	MM	XP0105P	A

THE INFORMATION CONTAINED IN THIS DOCUMENT IS PROPRIETARY TO E-SWITCH AND IS NOT TO BE COPIED OR TRANSFERRED